





ROTARY TILLERS "N" SERIES

FOR TRACTORS UP TO 70 HORSEPOWER



CAT I & II
A. S. A. E.
QUICK
HITCH
COMPATIBLE



These medium duty tillers feature a smooth running, all gear drive system. Powered through a heavy 70 horsepower gearbox to an all gear final drive. The tilling action provides a uniform mixture throughout the cultivated depth. Producing loose textured soil that holds moisture and reduces erosion.

These are the ideal tillers for farm, vineyard, orchards, landscapers, nurseries, etc.



13477 Benson Ave. • Chino, CA 91710
Ph: 909/548-4848 • Fax: 909/548-4747


www.gearmore.com • sales@gearmore.com



ROTARY TILLERS "N" SERIES

FEATURES:

- Cat. I & II, 3-point hitch
- A.S.A.E. quick hitch compatibility for easy hook-up
- 9" Approximate tilling depth
- One speed gearbox, 540 R.P.M.
- 70 Maximum horsepower
- Strong, smooth running, all gear final drive
- Slip clutch driveshaft to protect tractor and tiller drive system
- Curved, saber style heat treated, long wearing tines
- 6 Tines mounted on each rotor plate for maximum tilling action
- Tines staggered in scroll design for easy soil penetration
- Adjustable clevis style lower hitch brackets
- Gearbox supported by full length tubes for added support
- Torque tube frame to absorb shock loads
- Tiller is balanced to eliminate vibration
- Chain with spring tailboard adjustment
- Large, oil bath, long wearing rotor bearings
- Powder coated, baked-on paint to reduce corrosion
- Side mounted skids for depth control
- Plated retractable parking stand



ALL GEAR FINAL DRIVE



HEAVY HINGED TAILBOARD



OIL BATH ROTOR BEARINGS

SPECIFICATIONS:

MODEL #	TILLING WIDTH	OVERALL WIDTH	NO. OF TINES	APPROX. H.P.	WEIGHT
N130	53"	58"	30	40 HP	780#
N155	63"	68"	36	50 HP	895#
N180	72"	77"	42	60 HP	970#
N205	82"	87"	48	70 HP	1045#

Specifications Subject To Change Without Notice

13477 Benson Ave. • Chino, CA 91710 • Ph: 909/548-4848 • Fax: 909/548-4747