




FLAIL SHREDDERS GHF-FS SERIES

DESIGNED FOR FINE SHREDDING OF ORCHARD BRUSH



GHF90-FS Shown



Hammer Knife

The new GHF-FS Series was developed for fine shredding of orchard brush. These shredders feature 4 internal re-cutter bars to reduce the brush until it is finely shredded. The rake teeth keep the material inside mower hood to reach a consistency of decomposable mulch. The large 10 inch diameter rotor is mounted with drop forged hammer knives giving optimum shredding performance. These shredders are specially designed for severe conditions of orchard brush, but can also be used in weed abatements, tall grasses, heavy weeds, and cover crops.



GEARMORE INC.

13477 Benson Ave. • Chino, CA 91710
Ph: 909/548-4848 • Fax: 909/548-4747

www.gearmore.com • sales@gearmore.com




HAMMER KNIFE SHREDDERS

FEATURES:

- Fits Cat. II 3-point, center mount
- Available for tractors with 540 or 1,000 R.P.M., PTO
- Front or rear tractor mount
- Shreds brush or prunings up to 3", intermittent 4"
- Gearbox maximum horsepower of 200, with built-in overrunning clutch
- Specially designed drop forged hammer knives give optimum performance in brush shredding, mulching prunings, grass cutting and maintenance of cover crops
- Four rows of drop forged cutter bars to increase the shredding of material
- Equipped with large number of rear mounted rake teeth (see below)
- 10" diameter, computer balanced, vibration free rotor turns at 2000 RPM
- Rotorshaft bearings are double self-aligning to insure long life
- 5 belt drive protects gearbox, driveshaft and rotorshaft
- 8" diameter, full width gauge roller with bearings
- Hood plate ¼" thick, double plated front and back side plates ½" thick
- Double row of front safety chains

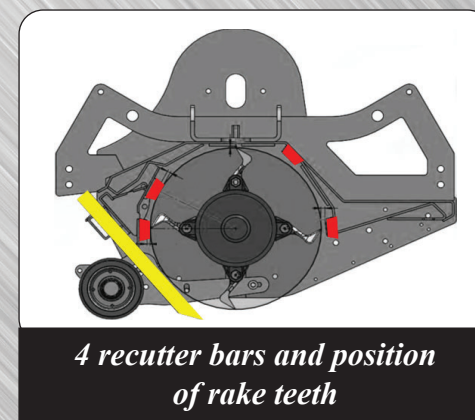
Your Gearmore Dealer



Rotorshaft, Knives and Cutter Bars



Multiple rear mounted rake teeth



4 recutter bars and position of rake teeth

SPECIFICATIONS:

MODEL #	MOWING WIDTH	OVERALL WIDTH	NO. OF KNIVES	NO. OF RAKES	MIN. HP REQUIRED	WEIGHT
GHF90-FS	7' - 6"	8'	24	18	80 HP	2,670#
GHF100-FS	8' - 4"	8' - 10"	26	20	90 HP	2,800#
GHF120-FS	10'	10' - 6"	30	24	100 HP	3,130#
GHF140-FS	12'	12' - 6"	36	28	110 HP	3,260#

Specifications Subject To Change Without Notice

13477 Benson Ave. • Chino, CA 91710 • Ph: 909/548-4848 • Fax: 909/548-4747