



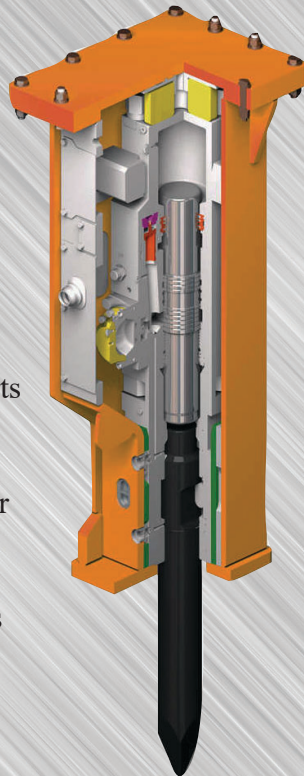
PALADIN™
POWERFUL ATTACHMENT TOOLS

STRIKEFORCE HYDRAULIC BREAKERS

Low Cost, High Production Breakers

KEY POINTS:

- Only 2 moving parts
- Gas fired
- Auto shut-off
- Large tool diameter
- Shock isolation
- Noise reduction
- Durable side plates and housings
- 2 Year warranty



Paladin's new Strike Force Breakers provide exceptional performance and reliability for a variety of demolition tasks. From small excavation projects to the toughest demolition jobs, Paladin's Strike Force Breaker series has a smooth, powerful operation for maximum output energy and efficiency. Strike Force Small Mounted Breakers are ideal for mini excavators, skid steer loaders and compact backhoes for jobs that need a high breaking capacity. These breakers are the safe and efficient solution for road maintenance, urban demolition and building refurbishment.



Distributed by:

GEARMORE INC.

13477 Benson Ave. • Chino, CA 91710

Ph: 909/548-4848 • Fax: 909/548-4747

www.gearmore.com • sales@gearmore.com




PALADIN™
POWERFUL ATTACHMENT TOOLS

STRIKE FORCE™ BREAKERS

FEATURES:

- Two popular sizes - 500 or 750 foot/pounds of impact energy
- Piston and cylinder designed to transfer high shockwaves
- Unique as breakers have only two moving parts
- Very easy to service and maintain
- 4 Different tool points are available -moil is standard, options are - chisel, cone and blunt
- All breakers come standard with 2moil tools and extra seal kit
- Mounting brackets are available for skid steer, mini excavators and compact backhoes



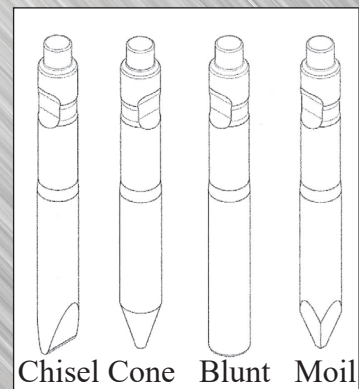
Breaker shown with skid steer mount



Breaker in action skid steer mount

| | SFB500 | SFB750 |
|---------------------------------|-------------|-------------|
| Working weight | 637 | 747 |
| Impact energy class | 500 | 750 |
| Impact rate (blows/min.) | 640-1470 | 620-1150 |
| Operating pressure (PSI) | 1595-2120 | 1565-2175 |
| Relief pressure (PSI) | 2320-2610 | 2320-2610 |
| Oil flow (gal./min.) | 10.0-21.9 | 11.9-21.9 |
| Tool diameter (inches) | 2.63 | 2.67 |
| Pressure line size (inches) | 3/4 | 3/4 |
| Return line size (inches) | 3/4 | 3/4 |
| Carrier weight excavator (lbs.) | 5070-13,227 | 7054-15,873 |

Your Gearmore Dealer:



Chisel Cone Blunt Moil

| Model No. | Description | Ft / Lbs Energy | Weight |
|-----------|--|-----------------|--------|
| SFB500 | Hydraulic breaker <u>less</u> mounting bracket | 500 | 637# |
| SFB750 | Hydraulic breaker <u>less</u> mounting bracket | 750 | 747# |

Specifications Subject To Change Without Notice

13477 Benson Ave. • Chino, CA 91710 • Ph: 909/548-4848 • Fax: 909/548-4747