

IMPLEMENTS FOR THE CARE AND MAINTENANCE OF ORCHARDS



Make Your Orchard More Productive

This brochure is to aid you in selecting tools to make your orchard more productive. The 16 implements shown are key products to insure healthy trees. These tools are the top products used in orchards throughout the world.

An important application for these tillers with rear rollers is to bury wood chips by tilling 2 to 3 inches deep. The roller then slightly compacts and smooths out the orchard floor. The wood chips will decompose at a faster rate and the rolled out area is then in better condition for the harvesters. The University of California Cooperative Extension recommended keeping wood chips and shreadings in the orchards. They also stated that if well managed, prunings can become a source of organic matter and nutrients in the soil.

MODEL S255RR-CT



S Tiller with adjustable rear roller



*Cleaned, tilled
and rolled
orchard floor*

MODEL T305RR-CT



T Tiller with adjustable rear roller

Models:	Tilling Width	Min. H.P. Req'd	Gearbox Max. Capacity	Speeds	Final Drive	Category	Roller Dia.	Wt. with Roller
S255RR-CT	102" (8' 6")	70 H.P.	90 H.P.	4 @ 540 RPM	All Gear	Cat. 2 Fixed Center Mount	16"	2850#
T305RR-CT	120" (10')	90 H.P.	160 H.P.	2 @ 540 RPM 2 @ 1000 RPM	All Gear	Cat. 2 Fixed Center Mount	18"	3375#
T355RR-CT	140" (11' 8")	90 H.P.	160 H.P.	2 @ 540 RPM 2 @ 1000 RPM	All Gear	Cat. 2 Fixed Center Mount	18"	4080#

Specifications Subject To Change Without Notice

HEDGER / TOPPER




Our Hedger/Topper was designed to hedge, top trees and bush crops. Easy to operate with electric controls. The cutting bar length is 6 feet and additional blades can be added for longer cuts. This unit has a maximum vertical reach of 20 feet and flat topping height of 13 feet. This unit is great for orchard hedging, topping and fence line maintenance.

Model:	Description	Reach	Topping	Wt.
TA400	Hedger/Topper - 6 Blade	20'	13'	860#

FLAIL MOWER/SHREDDERS

The Gearmore Mower/Shredders are the ultimate in flail mowing. The 3 lb. drop forged hammer knives will shred up to 3" diameter branches and yet will mow grass. Just right for use in vineyards and orchards. You will find that these heavy duty machines will give many years of low maintenance usage.



PENDULUM SPREADERS



Our line of pendulum spreaders feature exact rate / spread control, quick change spouts, low filling heights and easy maintenance. These spreaders are very accurate and the pendulum movement of the spout back and forth insures that the application rate is always identical on both sides. The hoppers are made of corrosion free fiberglass. The spreading width with standard spout is 20 to 46 feet. With the orchard spout, the spread width is 13 to 26 feet.

Models:	Category	Capacity	Wt.
PDV500	Cat. 1 & 2	1155 lbs. 17 cu. ft.	290#
PDV600	Cat. 1 & 2	1450 lbs. 20.5 cu. ft.	315#

DUMP TRAILERS

When moving material around a orchard, the unique 3-way dumping system allows for quick easy trailer spotting for exact location of material drop. The special hinged panels, insure all material is released cleanly from the bed.



ROW MULCHER

More and more orchards are incorporating organic mulch and compost as a means to enhance the soil, retain moisture, and reduce chemical usage. Row Mulchers make large scale use of mulch feasible for any size orchard.



Models:	406	706	588
Cap. cu. yd. struck:	4.0	7.0	5.8
Max. Payload:	4,000#	7,500#	6,000#
Overall Width:	62"	67"	85"
Overall Length:	16' 0"	22' 10"	16' 10"
Weight:	2500#	3500#	3200#

Models:	Wt. Cap.	Capacity	No. of Tires	Wt.
4T63X99	4 Ton	2.5 cu. yd.	2	1800#
5T63X99	5 Ton	2.5 cu. yd.	4	1875#

OFFSET DISCS



The Gearmore Low Profile Offset Discs are of rugged design for deep tilling in all soil conditions. We offer the most popular widths of 8'-3" to 10'-6", for orchard and general tillage operations. The offset design enables maximum penetration and even tillage of soil. Heavy construction with 1 1/2" square gang axles, 24 inch diameter blades in notched or smooth, self leveling hand crank and trunnion mounted, sealed bearings. Built in the west for tough western conditions.

Model No:	Cutting Width	No. of Blades	Frame	No. of Wheels	Tractor H.P. Req'd	Wt. Per Foot	Wt.
G504	9' - 0"	24	4" x 4" x 1/4"	2	55 to 85	345 lbs.	3100#
G505	9' - 9"	26	4" x 4" x 1/4"	2	60 to 90	370 lbs.	3600#
G506	10' - 6"	28	4" x 6" x 1/4"	2	65 to 100	390 lbs.	4100#

GRADING SCRAPER




Model No:	Hitch Type	Cutting Width	Overall Width	Min. H.P.	Main Beam	Wt.
GS18	Cat. 2	96"	101"	50 H.P.	5" x 5"	860#
GS110	Cat. 2	120"	125"	70 H.P.	5" x 5"	1020#
GS112	Cat. 2	144"	149"	80 H.P.	5" x 5"	1140#

Our grading scrapers are designed for a number of operations for orchard growers. Grading and leveling low spots that may get washed out in the orchard floor. For repairing your roads - the dual blade flow through action cuts out high spots, fills holes and moves material from the edge of the road toward the center, thus achieving a smooth finished road.

SOIL CONDITIONERS

CAT I
A. S. A. E.
QUICK
HITCH
COMPATIBLE



Model	Width	"S" Tine Bars	No. of "S" Tines	No. of Teeth	Rolling Crumblers	Wt.
GSC12	12 ft.	3	23	24	2 - 6'	1620#
GSC13	13 ft.	3	25	26	1 - 6' & 1 - 7'	1700#
GSC14	14 ft.	3	27	28	2 - 7'	1840#
GSC15	15 ft.	3	29	30	3 - 5'	1900#

These 3 in 1 soil conditioners combine heavy-duty "S" tines to break the soil. A spring loaded spike tooth bar follows the "S" tines to level the soil and break clods. Then the aggressive spring loaded rolling crumbler completes the work by creating a fine, level surface. This one pass operation leaves orchard rows level, weed free, and manicured to impress your neighbors.

FLAIL MOWER/ SHREDDERS



Model No:	Mowing Width	Overall Width	No. of Knives	Max. Offset From Centerline of Tractor	Min. Tr. H.P. Req'd	Wt.
GOF89	89"	98"	21	84"	50 H.P.	1405#
GOF98	98"	108"	24	93"	57 H.P.	1535#
GOF108	108"	118"	27	103"	65 H.P.	1655#

The Gearmore Mower / Shredders are the ultimate in flail mowing. The 3 lb. drop forged hammer knives will shred up to 3" diameter branches and yet will mow grass. In offset position, the units are ideal for mulching prunings and heavy grass in orchards.

AERWAY AERATORS

This line of aerators are available in 3-point hitch or pull type in widths of 8 and 10 feet. The Shattertines® lift and fracture the soil up to 8" deep to increase air and water movement. Excellent in orchards for aerating cover crops and reducing water run-off.



Part Number	Width	Description	Tines	H.P.	Wt.
AWM3-075-AG-4	8'	Cat. II, 3-Pt. Hitch	48	45 - 75 H.P.	1350#
AWM3-100-AG-4	10'	Cat. II, 3-Pt. Hitch	64	60 - 100 H.P.	1650#
AWMP-075-AG-4	8'	Pull Type	48	45 - 75 H.P.	2150#
AWMP-100-AG-4	10'	Pull Type	64	60 - 100 H.P.	2450#

VENTURI AIR SPRAYERS



These unique Venturi Air Sprayers feature the latest technology in low volume spraying. Thus, growers achieve the following benefits: spray atomization of droplets are smaller and more uniform, even distribution of concentrated spray, complete foliage coverage, better product utilization, less chemical waste, and soil/water contamination. Orchard growers report they average 50% less "fill-ups" versus conventional air sprayers, which means getting your spraying done before the mid day winds come up. We also have available a wide range of distribution heads to fit your particular foliage profile.

Model	T55S2-1200	T55S2-2000	T55E2-2000
Tank Cap:	300 Gal.	500 Gal.	500 Gal.
Air Velocity (CFM):	8240	8240	9125
Minimum Tractor PTO:	60 HP	60 HP	74 HP
Sprayer Width:	55"	69"	71"
Weight Without Distributor:	1020#	1320#	1320#


DRAG SCRAPERS



The "AP" All Purpose Series of Drag Scrapers feature a removable 4" x 4" beam tongue that extends to the rear moldboard and is held in place by a 5" x 5" heavy gusseted tube. This feature gives added strength at the point of the most stress. The rear weight box is now bolt-on to increase down pressure when required and can be added later. These versatile units can perform countless jobs all year round; level ditches, build terraces, fill low spots, repair roads, spread gravel and top soil, and other earth moving projects.

Model No.	Width	Capacity	Wt.
AP8	8'	1 ¾ cu. yd.	1430#
AP10	10'	2 ¼ cu. yd.	1525#
AP12	12'	3 cu. yd.	1895#

Your Gearmore Dealer



13477 Benson Ave. - Chino, CA 91710 - Ph: 909/548-4848 - Fax: 909/548-4747

Form: GM0016-15