

IMPLEMENTS - For Row Crops



Make Your Row Crops More Productive

This brochure features some of our most popular implements for row crops.

Please contact your local tractor dealer for more details.

VACUUM PLANTERS



The Gearmore Precision Vacuum Planters are designed for extremely accurate vegetable seed placement. The PTO driven turbine fan or optional hydraulic drive creates a vacuum that draws seeds against the seed plates. Inner and outer singulators remove doubles to insure that individual seeds are secured to the vacuum hole. At the seed release point, vacuum is cut off and the seed is deposited in the furrow. The air compressor then injects a short blast of air to insure the hole is clean for the next seed. Easy to operate and maintain, this durable precision planter efficiently handles the smallest of seeds either raw or coated. We design and assemble planters to your specifications.

VEGETABLE SHREDDERS

Our new "top of the line" flail shredders were designed exclusively for shredding vegetable residue. After harvest, fine shredding of the remaining vegetation greatly aids decomposition after tilled in before the next crop. The rotors come standard with 8" long cupped blades or optional contoured blades that can be used in combinations of 5", 6 1/2", 8" and 9 1/2" lengths to conform to any furrow size. All models feature a heavy duty 280 horsepower gearbox with built-in overrunning clutch. Popular options are the rear mounted swivel gauge wheels eliminating the need to raise the 3-point hitch on turns. This greatly increases productivity and reduces stress on the drive system.



MODEL NO.	CUTTING WIDTH	OVERALL WIDTH	NO. OF BELTS	NO. OF BLADES	GAUGE WHEELS	MIN. H.P.	WEIGHT
V1220	12'-10" (154")	14'	6	84	2	80 HP	4295#
V1520	15' (180")	16'	6	102	2	90 HP	4950#
V2020	19'-10" (238")	22'	8	132	4	120 HP	7100#

Specifications Subject To Change Without Notice

SULFUR DUSTERS

Gearmore Row Crop Sulfur Dusters combine simple design with quality craftsmanship. The all-gear drive provides maximum performance with low maintenance. Dust is accurately applied with easy to set application rates. The large 400 lb. capacity polyethylene hopper allows dusting of many acres between "re-fills". The booms are available for 5 and 10 rows with adjustable nozzles to insure accurate dust placement on the plant foliage. Our Row Crop Sulfur Dusters have successfully controlled mildew on strawberries, tomatoes, watermelons, pumpkins, cantaloupes, peppers, cucumbers, and many other crops.



Sulfur has been proven to be the most effective way to control powdery mildew. Also perfect for organic growers

Model No.	Nozzles	Boom Length	Max. Noz.Centers	Wt.
S530B-5HF	5 Nozzles	31' - 2"	68"	400#
S530B-10HF	10 Nozzles	31' - 2"	40"	460#
S530B-10HF-3MT	10 Nozzles	41' - 2"	48"	470#
S530B-12HF-3MT	12 Nozzles	41' - 2"	40"	500#

OFFSET WHEEL DISCS

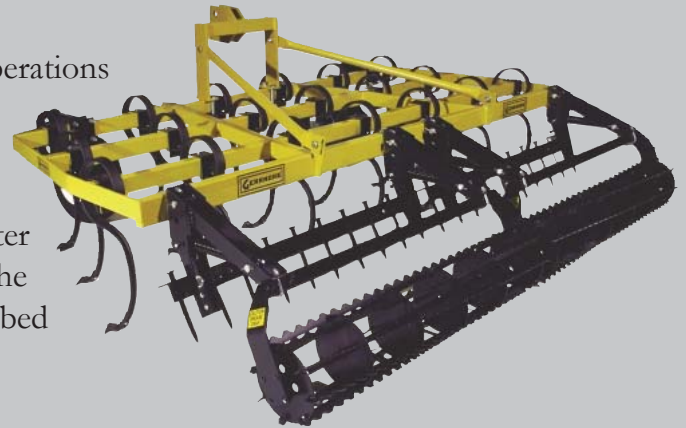
This 900 Series of Offset Wheel Discs are the heaviest duty in our complete line of discs. The disc features 32" diameter notched blades on 13" spacing. Frame and tongue are built of 4" x 8" structural tubing. The gang beams are 8" x 8" tubing. Bearings are greaseable trunnion mounted and triple sealed. Our discs are available in pull type or 3-point hitch, tandem or offset.



Model No.	Cutting Width	Blades	HP Req'd	Wt.
G903	14' - 2"	26	145 to 235	12,150#
G904	15' - 3"	28	160 to 250	12,530#
G905	16' - 4"	30	170 to 265	13,100 #
G906	17' - 5"	32	180 to 280	13,600#
G907	19' - 6"	34	190 to 285	14,850#

SOIL CONDITIONER

This Gearmore implement combines three different operations in order to obtain the maximum in soil conditioning. First the vibrating "S" tines break up the ground. Then the spring loaded spike tooth bar levels and breaks up clods. The final operation is the spring loaded 12" diameter crumbler roller, which mulches and finishes leveling the soil. These category 2 Soil Conditioners are ideal for seedbed preparation on most crops.



MODEL NO.	WIDTH	"S" TINE BARS	NO. OF "S" TINES	NO. OF TEETH	ROLLING CRUMBLERS	WEIGHT
GSC10	10'	3	19	20	2 - 5'	1300#
GSC12	12'	3	23	24	2 - 6'	1620#
GSC14	14'	3	27	28	2 - 7'	1840#
GSC15	15'	3	29	30	3 - 5'	1900#

UNIVERSAL FLAIL SHREDDERS

These flail shredders are built in the West for tough western conditions. The shredders were designed to provide maximum mulching of crops such as: cotton, corn, tomatoes, wheat and other field crops. The units have a number of special features - hoods have open and closed positions depending on grower requirement and also for easy maintenance, hoods are AR steel which is highly resistant to wear, six belt final drive on both ends with heavy duty spring loaded belt tensioners assuring tension at all times and extreme duty Timken® double tapered roller bearings. All these features and more insure years of trouble free usage.



MODEL NO.	CUTTING WIDTH	OVERALL WIDTH	NO. OF BELTS	NO. OF BLADES	GAUGE WHEELS	MIN. H.P.	WEIGHT
U1530	15' (180")	17' 3"	12	88 Sets	2	100 HP	5985#
U1830	18' (216")	20' 3"	12	104 Sets	4	120 HP	6750#
U2030	20' (240")	22' 3"	12	112 Sets	4	130 HP	7200#

AIR BOOM SPRAYERS

There are many advantages using our Venturi low volume fine droplets sprayers over liquid boom sprayers.

Less Time In The Field - Sprays 2 to 4 times longer between fill-ups than a liquid boom sprayer with the same size tank.


More Chemical Droplet Per Acre -

Produces over 200 fine micron droplets for every spray droplet applied by a liquid boom sprayer.

Complete Pesticide Coverage - Atomization of the liquid allows the air from the sprayer to carry the tiny droplets in suspension form. The fog sized (50 microns) droplets stick to the plant surface and deposit the chemical instead of running off onto the ground.


Better Product Utilization - The chemical product is distributed entirely over the crop and stays adhered to the plants, the secret is in the atomization. Other sprayers emit irregularly sized large drops (up to 250 times larger) that run together, drop and run off the plants surface to the ground. Spray run-off equals 25% wasted material.

Nozzles Adjust to Direct Spray Only On Crop - The Air Boom Sprayers outlets are completely adjustable (360°) so they direct all the spray at the plants.



Models:	P50S-600-27	P55S1-600-40S	P55S1-600-40
Boom Width:	27'	40'	40'
Rows:	8 Row	7 Row	12 Row
No. of Nozzles:	2 + 2 = 32	2 + 3 + 2 = 49	2 + 2 = 48
Boom Design:	Steel Tubing	Framed Poly Air Tubing	Framed Poly Air Tubing
Tank Capacity:	150 Gal.	150 Gal.	150 Gal.
Diameter of Fan:	19.75"	21.75"	21.75"
Fan (RPM):	4320	3720	3720
Vol. of Air (CFM):	4875	8240	8240
Air Speed at Foliage:	10-50 MPH	10-50 MPH	10-50 MPH
Controls:	Liquid	Electro-Valve	Electro-Valve
Min. Tractor HP:	52	60	60
Sprayer Weight:	1230#	1800#	1800#

POWER MULCHER



B.W. Implements Power Cultivators are a dual purpose machine. It can be used to build and form beds and then convert to plant cultivator. Special plant tunnels are mounted on the machine to protect the plants so weeding and tilling can be done without damaging the plants. The Power Cultivators are designed to form a uniform bed height and width, also leaving a uniform seed bed at the same time, increasing moisture control and seed germination.

Model No.	Description	HP Req'd	Wt.
PC3-60	3-Row, 60" for Tomatoes	120 - 200 H.P.	4490#
PC3-66	3-Row, 66" for Tomatoes	120 - 200 H.P.	4570#
PC5-60X	5-Row, 60" for Tomatoes	200 - 250 H.P.	7300#
PC3-80	3-Row, 80" for Tomatoes	150 - 200 H.P.	4760#

Specifications Subject to Change Without Notice

13477 Benson Ave. - Chino, CA 91710 - Ph: 909/548-4848 - Fax: 909/548-4747