


**SELECTED IMPLEMENTS
FOR HORSE RANCHES*****Make Your Tractor
More Productive***

This brochure is to aid you in selecting tools to make your ranch a more productive and attractive property for you and your horses. We cover implements for 8 different maintenance areas, which we feel will be of interest to you - arenas, fencing, manure disposal, weed control, pastures, roads, and material handling.





ARENA MAINTENANCE

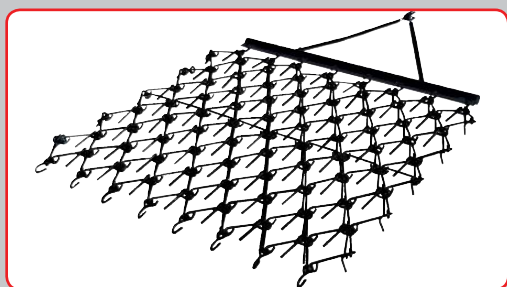
We have many different implements for arena ground maintenance based on the size, footing surface, and your budget. As a rule of thumb, if you have invested in the highest quality footing material, we strongly recommend ordering our best arena implements with the most features. If you have a non-base sand or dirt arena, you could order our lower cost tools. Following, we show you our line of equipment from the most economical to the highest quality.

ARENA ROTARY HARROW & DRAG MAT



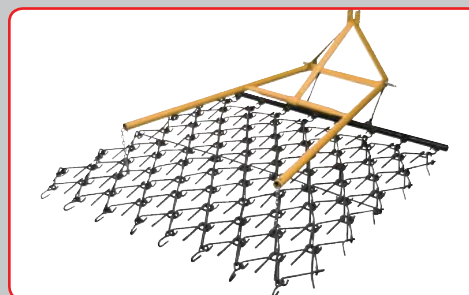
These *Rotary Harrows* are the heavy duty version of the compact harrows. The unique turning action allows the harrow to level soil by redistributing it inward. Great for leveling and breaking up clods, this tool is excellent for moving soil that builds up against fences and walls. The optional Drag Mat finishes the soil to a fine smooth surface. The mats also catch and drags out clods and small rocks. The units are galvanized to prevent rust and are long wearing. The drag mat carrier frame is easy to install on current and existing Rotary Harrows.

DRAG CHAIN HARROWS



This is a low cost popular way to finish groom an arena. These harrows smooth rough spots, fill in holes and incorporate moisture. The popular sizes are 4, 5, 6, and 8 foot widths. If you plan to keep your harrow close to the arena, this is an acceptable tool.

LIFTABLE CHAIN HARROWS




If you plan to store your chain harrow at a distance from the arena, this liftable harrow might better fit your requirements. These liftable harrows are available in 6 & 8 foot widths. Both harrows have aggressive action, light action, and minimum action depending on how you attach the chain to the drawbar.

ARENA-VATOR JR.



The *Arena-Vator Junior* is a complete self contained towable implement that can be operated by almost any vehicle. The tilling depth is controlled by an electro cylinder operated from the vehicle seat. The unit is also available with a manually operated turnbuckle. The two rows of "S" tine shanks vibrate in a circular motion when contacting the ground, thus loosening and cultivating a large area around the shank points. The adjustable rear finishing box contains and levels out the soil.

Specifications Subject To Change Without Notice



ARENA MAINTENANCE

ARENA-VATOR II



The *AV Series* of Arena-vators were designed to renovate and condition horse arenas and tracks in a single pass. The machines consist of two rows of vibrating S-tines to loosen and cultivate the soil, an adjustable bar to level the soil and a rear roller to help gauge the depth. The rear roller is available with mesh or spiral rod, depending on the finish you desire.

ARENA-COMB



The *AC Series* of Arena-combs were developed for the highest quality arenas that usually have a decomposed granite or ground rubber base under approximately 4 inches of quality sand. If the base material is disturbed the arena will be damaged, thus two large adjustable 8" wide floatation gauge wheels are mounted in the front. Then the two rows of vibrating S-tine shanks loosen and aerate the soil. The special $\frac{3}{4}$ " thick steel comb levels, gauges the depth, lightly compacts, and combs the sand.

BUILDING & REPAIRING FENCES

Wood fences are the most attractive fences for a ranch, and stand out all the more if painted white. For larger areas away from your home and arena, less expensive steel post and wire fencing is acceptable. Whichever fence material you select, a tractor PTO driven post hole digger will save you a lot of back breaking work. Since you will usually be drilling small diameter holes, any tractor from 15 to 40 horsepower is all that is usually required.

COMPACT DIGGER



A post hole digger *Model D20* is a handy tool for your ranch when installing fences. Due to the lower height of under 20 horsepower compact tractors, our special D20 digger with a standard shorter boom is necessary to reduce the angle of the driveshaft.

MEDIUM DUTY DIGGER



For 20 to 40 horsepower tractors we suggest our *Model D40* digger. This economical digger is recommended for your fencing projects, it will also be handy for fence maintenance and tree planting. Both diggers are available with the popular size augers of 6", 9", & 12" diameter.

Specifications Subject To Change Without Notice



MANURE HANDLING

The best way to load, transport and dispose of animal waste is with a manure spreader. We market the popular Millcreek Manure Spreaders and recommend their two most popular models. There is no better system that reduces the time and effort to handle this continuing task than a quality spreader from Millcreek.

COMPACT MANURE SPREADER



The **27 Series** spreader is recommended for up to 4 horse stables. The spreaders are ground wheel driven and thus can be pulled by almost any vehicle. The units will fit any budget starting with poly floor and Rhino coated body for larger life.

MEDIUM SIZE MANURE SPREADER



The **57 Series** spreaders is recommended for up to 10 horse stables and is available in ground wheel or tractor PTO drive. The poly floor is standard and guaranteed for 20 years. The spreader operates efficiently, pulled by a tractor 18 horsepower and above.

WEED CONTROL

Weeds are a problem on all properties and must be controlled for the appearance of your ranch. We have many sprayers available, however simple low cost units are usually adequate for most ranches. The sprayer should have a handgun and hose for spot spraying around fences, etc. A spray boom is also necessary for spraying larger areas.

ELECTRIC PUMP SKID SPRAYER



Our **Model UTL-40-5** sprayer with 40 gallon poly tank will handle most spraying projects around the ranch. The simple electric pump is powered by the battery on your towing vehicle. This diaphragm pump was designed to handle herbicides. Standard equipment includes handgun with 25 feet of hose and boom with 100" coverage.

3-POINT HITCH SPRAYER



For larger ranches, we suggest our **LG Series** of polyethylene tank 3-point hitch mounted sprayers. The 55 gallon tank sprayer with 12 foot spraying boom and handgun & hose is usually big enough for most projects. For herbicide spraying, such as Round-up®, our silvercast pump to prevent corrosion is strongly recommended.



BUILDING PASTURES

When building a pasture, it is important to have an excellent seedbed for your crop. A Rotary Tiller will give a finish till with one or two passes. If your ground is extremely hard, you can use a ripper bar, tandem disc, and any of your arena maintenance tools to finish your pasture seed bed.

ROTARY TILLER



Our **C Series** line of tillers are very popular as they are available in 6 different widths, from 34" to 72". We suggest if the tractor has enough horsepower available, order a tiller wide enough to cover your tractor rear tire width. Our tillers are ideal for preparing seed beds, as they loosen the soil and mulch in residue that is on the ground.

RIPPER BAR



These **Model PA Series** of 3-pt. hitch tractor mounted Ripper Bars are ideal for breaking-up hard ground. It is a great tool when used in conjunction with Rotary Tillers and other soil finishing implements. Ripping the ground first up to 8 inches deep, also puts less stress on your finishing implements and helps to produce a much finer soil mix.

TANDEM DISC



Our **T Series** of tandem discs are an economical way for tilling pastures. The discs have two rows of blades; cutting notched blades on the front gang and finishing smooth blades on the rear gang. The discs are available with 18 inch diameter blades, with widths of 60", 72" and 84". These discs will level and mix the soil. Any of your arena tools (see arena maintenance) can then finish the soil for seeding.

OFFSET DISC



Our **C & D Series** offset discs are more aggressive for tilling in hard, dry ground. The notched front blades aid in cutting through sod and soils with a lot of residue. If possible, wet down the area or wait for a rain if soil is hard and dry. Great tool for compact tractors, as narrow widths are available from 42" to 66".



BUILDING PASTURES

PTO DRIVEN SEEDER / SPREADER



When you have a tractor available, the most economical seeder / spreader is our **Model PL180**. The seamless conical steel hopper has a capacity of 480 pounds. The unit has adjustable uniform rates from 20 to 900 pounds per acre and effective spreading widths of 20 to 45 feet.

SEEDER / SPREADER



Our **Model PTP180-P** Seeder / Spreader is the ideal implement for use if your ranch vehicle does not have a 3-point hitch and power take off. This unit has a ground driven gearbox that can be disengaged when transporting. This is a very handy implement for both seeding and fertilizing pastures. Same capacity as 3-pt. unit.

PASTURE & FIELD MAINTENANCE

A number of general maintenance implements are handy tools to have available on the ranch. For fire retardation in unirrigated areas, a rotary mower is a must. Sprayers are a good tool (see weed control section). Fertilizer and manure spreaders will keep your pastures in healthy condition.

COMPACT ROTARY MOWER



Our **Model L-48-40-XB** Rotary Mower was developed for tractors 15 to 20 horsepower. Stability is very important for small tractors, especially in mowing rough terrain. Two rubber gauge wheels keep the mower level, and takes stress off the tractor by giving the mower a more stable footprint. This mower has an overall width of 51 inches.

MEDIUM DUTY ROTARY MOWER




For tractors 20 to 40 horsepower, we recommend our **200 Series** of Rotary Mowers. Our 60" wide mower is our most popular size. Models are also available in cutting widths of 48" & 72". If operating mowers near roads and/or where people are present, you must equip mowers with deck safety shielding.



ROAD MAINTENANCE

If you have a long driveway and/or roads on your property, good road maintenance is important for safety and appearance. Only a couple key implements are required to keep your road in excellent condition. Gravel roads are the least expensive and yet attractive driveways.

BOX SCRAPER



We supply a wide range of box scrapers because of the many widths and horsepower of tractors. The most important thing to remember is that the box scraper width should be just outside tire width of the tractor. The scrapers perform many tasks such as; terracing, back-filling, scarifying, and leveling soil. Our popular **GBS Series** has the widths and scarifier shank adjustment to fit your requirements.

DRAG SCRAPER




For larger ranches our **CD5, 6 & 7** foot drag scrapers are a great road maintenance tool. Also good for building arenas, it perfectly grades and levels base material and sand. The scrapers are hydraulically controlled from the seat of your tractor. The floatation gauge wheels allow you to set the cutting edge to build and maintain roads using the same concept that is used in building highways today.

GRADING SCRAPER



Our **Grading Scrapers** are an excellent implement for access road maintenance. The dual blade, flow through action cuts out high spots, fills holes, and moves material from the outer edge of the road toward the center, thus achieving a smooth finished road. These compact scrapers are available in 5, 6, & 7 foot. This is an extremely easy tool to operate.

GRAVEL / ROCK RAKE



Our **LR Series** of rakes are a great tool for building and maintaining roads. The rakes can be set in the angle position to remove stones and debris. Then gravel can be distributed evenly over the base material. As time passes, you can then re-level over the entire roadway. These low cost implements are available in 5, 6, 7, & 8 foot widths. The gauge wheels are an option.



GENERAL MATERIAL HANDLING

A tractor with a front end loader is usually a must product to have on your ranch. However, you will find the need to handle many different shaped objects. Attachments can be added to the loader bucket or the tractor 3-point hitch to handle these projects. Here are some of our most popular material handling tractor attachments

CLAMP-ON BUCKET FORKS



A set of **Model 1000 or 2000** is a quick easy way to make your loader bucket into a forklift. The forks mount to loader buckets in less than a minute, without tools. The 1000 or 2000 pound capacity forks will fit most of your requirements.

TRASH FORKS



A loader bucket is great for moving soil, but handling trash is a problem. This is the reason for our newly designed **Trash Forks**. The quick on and off design allows for clamping to the bucket with no tools required. The Trash Forks are available for the popular widths of 48", 54", 60", 66" and 72".

3-POINT HITCH FORKLIFT



For moving pallets of material around the ranches, you may prefer mounting forks on the 3-point hitch of the tractor. Our **Model 1200** forklift, with a load capacity of 1200 pounds, will usually be enough capacity for most projects you may require.

BUCKET GRAPPLE KIT



If you are planning to do a lot of brush clearing, moving loose hay, etc., our bucket grapple **Model GK-4866** would simplify those projects. This grapple was designed to fit any loader buckets from 48" to 72". Since the grapple is hydraulically operated from the tractor seat, our part number EH100 Electro Hydraulic Kit is usually required.

For questions and pricing on our implements and your tractor requirements, please contact your local tractor dealer.