

ATTACHMENTS & TOOLS TO FIT YOUR SKID STEER & TRACK LOADER




Make Your Skid Steer & Track Loader More Productive

This brochure is to aid you in selecting tools to make your skid steer and track loader more productive. These tools represent a small portion of the construction attachments we offer. The right equipment at the right price can help the bottom line of any business.

PARA-LEVEL LASER GRADERS BY:



COLD PLANERS



For standard flow and high flow models available for skid-steer loaders. 12" to 40" planing widths available 0" to 5" planing depth. Manual depth and tilt option available on standard flow.

- Standard flow & high flow available
- Planetary drive delivers high torque
- T1 steel construction in high wear areas
- Depth & tilt position indicators
- Standard general purpose picks
- Optional water tank/pump available

"Replaces the traditional three person grading crew with a single operator"

These Scrapers are usually sold with the optional laser grading system, as it allows the scrapers to finish grade elevations to within 1/4". The top of the line Para Level Scraper is the smoothest operating system, as the grading box adjusts independently from the skid steer and the floatation wheels. The double box on the Para-Level also allows grading in forward and reverse.



MODEL	BOX SIZE	PTO H.P.*	BOX CAPACITY		WT.
Skid Steer Para-Level Grading Box, Dbl.			Front	Rear	
PL72	6'	60 +	11.5 cu. ft.	7 cu. ft.	1530#
PL84	7'	70 +	13.4 cu. ft.	8 cu. ft.	1590#
PL96	8'	80 +	15.3 cu. ft.	9 cu. ft.	1650#

** Recommended horsepower under optimal conditions. Custom sizes available.*

Specifications Subject To Change Without Notice

HYDRAULIC SHREDDERS



- Patent-pending rotor design
- Patent-pending reversible hammer to reduce replacement costs
- Low profile design weighing 2,200 lbs
- Includes hydraulic front deflector door and hydraulic sight pressure gauge
- 45 cutting hammers on the rotors can be changed with an impact wrench in less than 45 minutes
- Rotor operates at 2,000 RPM and has a four second recovery time from a dead stall stop
- Two cutting hammer designs that are both available in single as well as reversible are both available in single as well as reversible

BACKHOES

For skid-steer loaders and compact tractors with a sub-frame mounting kits. The Bradco 509 Backhoe has a 9' 8" maximum digging depth with 12" to 38" bucket sizes available. Weight of the machine with a 12" bucket is 1425 lbs.

- 9' 7" Skid Steer or Tractor mounted
- 9' 8" Max Digging Depth
- 5676# Bucket Cylinder Digging Force
- 2754# Dipper Cylinder Digging Force
- Dual Cylinder Swing System
- Swing Speed Control
- Bucket Range 12" - 36"



TRENCHERS

Make your tractor more versatile with our 3-point hitch, PTO driven trenchers. The trenchers fit compact tractors with hydrostatic transmissions. These units will fit most trenching requirements with digging widths of 3 to 12 inches and depths of 30 to 60 inches depending on the model. Built with heavy duty components, these trenchers will stand up to the most difficult soil conditions.



HYDRAULIC BREAKERS

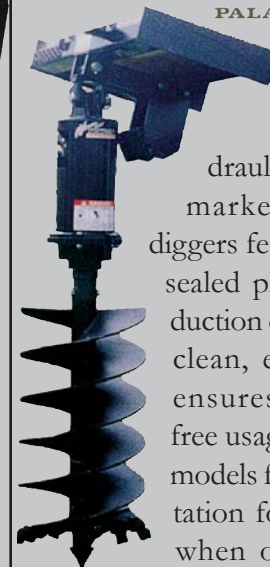
The Gearmore line of Breakers feature the latest technology in hammer design. This simple design with only two moving parts, dual dampening blocks, low sound levels, reduces vibration and high blows per minute at lower engine R.P.M.'s makes our units the state of the art in the industry. We have 6 sizes to choose from, at energy blows in foot pound of 175 to 850. Mounting brackets are available for most backhoes, skid steer loaders, and compact excavators.



HYDRAULIC DIGGERS

BY:  **McMILLEN**

PALADIN LIGHT CONSTRUCTION



The "X" Series is the most trouble free hydraulic digger on the market today. These diggers feature an "in-line" sealed planetary gear reduction drive design. This clean, effective system ensures long, trouble free usage. All "X" Series models feature reverse rotation for quick backout when obstructions are encountered. The systems hydraulic relief valve protects the digger from damage when an auger hits large immovable objects.

DOZER BLADES



Hydro-electric controlled angle and tilt, using only one loader valve

Tilt is 10 degrees off horizontal both directions

30 degree angle right or left off center

- 84" or 96" widths available
- Standard skid shoe
- Universal skid steer loader quick attach mount
- Hydro-electric controlled angle and tilt
- Tilt indicator visible from operator's seat
- Optional electrical control box

ROTARY CUTTERS

These rugged built mowers are designed for shredding brush up to 4" diameter. The heavy ¼" thick deck, with formed side



plates, insures durability, even when working in the toughest of conditions. The mowers come with a number of unique features such as; optional sight gauge in deck to observe blade speed rotation and swing open maintenance door to the hydraulic motor. The mowers come completely assembled, including hoses and couplers. Just quick attach and plug in the hoses and you are ready to go to work.

Model:	GSS60	GSS72
Cutting Width:	60"	72"
Deck Height:	9"	9"
Overall Width:	64"	82.2"
Overall Length:	76"	76"
Minimum Cutting Height:	2.5"	2.5"
Skid Steer Hydraulic GPM:	15 - 20	15 - 25
Skid Steer Req'd Lift Cap:	1200#	1400#
Machine Weight:	1120#	1280#

PALLET FORKS

For skid-steer loaders.

36", 42" & 48" tines available

Optional Auger Mount, Bale

Spear and 2" Trailer Receiver

Hitch available



- Heavy duty frame designed to handle 4,000 to 6,000 lb capacities depending on tine option
- Heavy gauge brickguard offers outstanding strength and smooth surfaces for protection against load damage
- Excellent see through visibility allows the operator to see tine ends
- Exclusive load retention hook for securing and position pallet fork loads
- Optional personalized name or logo cut into frame
- Angled side corners and side step for easy and safe entrance in and out of loader

GROUND SHARK

BY:



Bradco's Ground Shark Extreme Duty 72" Brush Cutter




incorporates a complete new design

for increased production, maximum reliability, and ease of maintenance. This industry leading design incorporates a direct drive system for smoother and more quiet operation. Optional stump grinding carbide teeth increase mulching performance and allow stump removal from path. Heavy construction allows for lower center of gravity and better stability on hillsides. These brush cutters are ideal for roadside maintenance, fire control, right of way clearing, fence line maintenance, site preparation,

BC72GS	
Height (Overall)	28.13"
Width (Overall)	77.38"
Length (Overall)	85.59"
Cutting Capacity (Max. Tree Dia.)	7"
Max. Operating Pressure	4000 psi
Recommended Hydraulic Flow	30-45 gpm
Required Skid Steer Lift Capacity	2200 lbs.
Weight	2008 lbs.


ROOT RAKES




Remove the toil and leave the soil at your job site with aggressive tine and grapple profiles that lock material in place and stabilize during transport. Weld-on D-Ring for numerous applications, replaceable pin-on H&L-230 style teeth for durability, serviceability, & extended life. 72", 78", and 84" widths available; 49" grapple opening. For skid-steer loaders.

Rake Width	Grapple Width	Overall Height	Grapple Opening	Tine Spacing	Wt.
72"	70"	38"	49"	9.5"	1095#
78"	70"	38"	49"	10"	1150#
84"	70"	38"	49"	8.5"	1220#

SIFTING BUCKETS



Optional Grapple



The rake design is used for gathering material away from buildings and obstructions for faster clean up of debris, to level out clumps of dirt, and pick up pieces of sod, etc. Rake, pile, and load debris while sifting out soil that usually needs to stay in place. These unique buckets are available with three different mountings - standard tractor, skid steer and John Deer quick attach.

Width	Depth	Height	No. of Tines	Open Spacing	Wt.
66"	43"	22"	16	3 1/8"	550#
75"	43"	22"	18	3 1/8"	620#
84"	43"	22"	20	3 1/8"	690#

4 IN 1 BUCKETS



For compact tractors and skid-steer loaders
 60" and 72" for compact tractors
 66" and 72" Utility Grade for skid-steers
 72", 78" and 84" Construction Grade for skid-steers

- Utility, construction and compact tractor
- Functions as a loaders bucket, clam, grapple, dozer, box scraper and bottom dump bucket
- Strong hinges and pins to distribute load
- 100,000 yield light weight material construction allows more load capacity
- Optional bolt-on tooth bar available

GRAPPLE BUCKETS



- Available in widths of 72", 78", 84", and 90"
- Also available in closed bucket
- 40" Grapple opening
- 100,000 P.S.I. yield tine material

Your Gearmore Dealer