



SPINNER SPREADER

PULL-TYPE - GROUND DRIVEN



Our Seeder/Spreader is a self contained, towable implement that can be operated by almost any vehicle. This unit has a ground driven, cast iron, oil bath gearbox that can be disengaged when transporting. It is ideal for spreading seed, fertilizer, sand, and salt. The large 20" diameter x 10" wide tires make this a "Turf Friendly" implement. The spreader features a cable control that allows the operator to adjust spread rate and turn the spreader on and off from the vehicle seat. This is a popular, low cost spreader for golf courses, parks, sport fields, and turf farms.



Model PTB560

To insure easy clean-out, the flow openings are in the bottom of the hopper.



13477 Benson Ave. • Chino, CA 91710

Ph: 909/548-4848 • Fax: 909/548-4747

www.gearmore.com • sales@gearmore.com



SPINNER SPREADERS


FEATURES:

- Pull type, ground wheel driven
- Gearbox lever to disengage drive during transport
- Remote cable control from vehicle
- Agitators to prevent bridging
- Seamless steel hopper, with chemical resistant powder coated paint
- Spreads up to 52 feet
- Stainless steel spreading disc with 6 zinc plated fins
- Large flotation tires 20 x 10
- Full width or spreading to one side
- Height adjustment on 1 7/8" ball hitch with optional 2" ball hitch
- 3" Diameter formed tubing frame
- Heavy steel tubing axles with greaseable wheel bearings
- Guard plate to prevent material from being distributed to the front of the spreader
- Flow openings in the bottom of the hopper for easy clean out


OPTIONS:

- ~ Clevis type hitch
- ~ Secondary chain agitator
- ~ Hopper cover
- ~ Cable control mounting bracket
- ~ Deflector for salt and sand


Your Gearmore Dealer



Remote cable control from the vehicle for calibration, on and off of material



Gearbox lever to disengage drive for transport



Optional chain agitator to prevent bridging of material

SPECIFICATIONS:

MODEL NUMBER	CAPACITY		SPREADING WIDTH	MACHINE			WEIGHT
	LBS.	Cu. Ft.		HEIGHT	WIDTH	DEPTH	
PTB560	1070 lbs.	14.2 cu. ft.	Max. 52'	51"	65"	96"	310#

Specifications Subject To Change Without Notice

13477 Benson Ave. • Chino, CA 91710 • Ph: 909/548-4848 • Fax: 909/548-4747