




3-IN-1 SOIL CONDITIONERS

TILLS, LEVELS, & FINISHES SOIL IN A SINGLE PASS




CAT I
A. S. A. E.
QUICK
HITCH
COMPATIBLE



**GSC10 With
7" Sweeps**

*1 3/8" Reversible Point or
7" Sweep*

This Gearmore implement combines three different operations in order to obtain the maximum in soil conditioning. First the vibrating "S" tines break up the ground, then the spring loaded spike tooth bar levels and breaks up clods. The final operation is the spring loaded 12" diameter crumbler roller, which mulches and finishes leveling the soil. These Soil Conditioners are ideal for vineyards, orchards, nurseries, berries and general field work.



GSC6



13477 Benson Ave. • Chino, CA 91710
Ph: 909/548-4848 • Fax: 909/548-4747

www.gearmore.com • sales@gearmore.com




3-IN-1 SOIL CONDITIONERS 4 TO 15 FOOT WIDTHS


FEATURES:

- 20" High clearance "S" tines to penetrate and till up to 7" deep
- "S" tines are heavy duty 1/2" x 1 3/4" spring steel
- Heat-treated, 3/4" x 11" spikes on 6" centers
- Spring loaded, 12" diameter rolling crumbler with serrated bars angled to finish mulching the soil
- Tapered frame permits traveling through vegetation without damaging it
- Tapered rolling crumbler yokes, on all models, guide material around baskets
- Easy to adjust and operate
- Travel speeds up to 8 miles per hour
- Minimum investment cost and low maintenance
- Total soil mixing also causes faster water penetration to the root zone
- Completely mixes soil, does not fold it over or move it to the side like a disc
- Leaves ground perfectly level, as ridges are knocked down and holes are filled-in

Your Gearmore Dealer



*Spring Loaded
Crumbler & Spike Bar*



*Gauge Wheels
(Std. on 10' & Larger)*

SPECIFICATIONS:

| MODEL NO. | WIDTH | "S" TINE BARS | NO. OF "S" TINES | NO. OF TEETH | ROLLING CRUMBLERS | WEIGHT |
|-----------|-------|---------------|------------------|--------------|-------------------|--------|
| GSC4 | 4' | 2 | 7 | 8 | 1 - 4' | 475# |
| GSC5 | 5' | 3 | 9 | 10 | 1 - 5' | 620# |
| GSC6 | 6' | 3 | 11 | 12 | 1 - 6' | 800# |
| GSC7 | 7' | 3 | 13 | 14 | 1 - 7' | 900# |
| GSC8 | 8' | 3 | 15 | 16 | 1 - 8' | 1000# |
| GSC10 | 10' | 3 | 19 | 20 | 2 - 5' | 1300# |
| GSC12 | 12' | 3 | 23 | 24 | 2 - 6' | 1620# |
| GSC13 | 13' | 3 | 25 | 26 | 1 - 6' & 1 - 7' | 1700# |
| GSC14 | 14' | 3 | 27 | 28 | 2 - 7' | 1840# |
| GSC15 | 15' | 3 | 29 | 30 | 3 - 5' | 1900# |

Cultivators 4 to 7 feet are Cat. 1 - Cultivators 8 to 15 feet are Cat. 2

Specifications Subject To Change Without Notice

13477 Benson Ave. • Chino, CA 91710 • Ph: 909/548-4848 • Fax: 909/548-4747

Form # BL0015-19