

VENTURI AIR SPRAYERS MODELS T55S2 & T55E2



***“THE SPRAYER TO USE WHEN TOTAL
PLANT COVERAGE IS REQUIRED”***

This booklet is designed to provide information on the many advantages of venturi air spraying and why, in today's environment, it is important to consider this spraying system.

In this booklet, we will go into great detail on venturi air spraying technology and how it relates to the GEARMORE VENTURI AIR SPRAYER.

The most common system of spraying is called "High Volume" or "Dilute" spraying. Using this spraying technique, the liquid is forced, under high pressure, through a small diameter orifice. Traditionally, high pressure boom sprayers and air blast sprayers all use this system to atomize the spray.

Another method of spraying has now been developed using a venturi tube to atomize the spray liquid. Air is passed through the venturi and the liquid is sheared into extremely fine and uniform particles. Now, the

air becomes the carrier of the spray instead of high volumes of water; this is usually called "Low Volume" or "Concentrate" spraying.

Laboratory tests show that there is a substantial difference in the size of spray particles between the two methods of atomizing the liquid. With the "High Volume", the droplets have a diameter of 250 to 300 microns. This size can not be reduced, even by using higher pressure. The Venturi Air Sprayers reduce the liquid to diameters of approximately 50 microns, i.e. fog size. The difference of the particle size is extremely important. Unlike the "High Volume" spray, the particles from the Venturi Sprayer do not run together and drip off the plant. Much less water is used because the air is carrying the spray particles to cover the plant with a homogeneous foglike spray. We specifically designed the Gearmore Venturi Air Sprayer as a "Low Volume" or "Concentrate" sprayer. If required, our sprayer will also do "High Volume" or "Dilute" spraying.

TABLE OF CONTENTS

	<u>Page No.</u>
Advantages of Venturi Air Sprayers-----	2
Distribution Heads & Options -----	3 - 6
Features of Venturi Air Sprayers-----	7 - 9
Questions & Answers on Sprayers -----	10 - 12
Why Smaller Droplets Are More Effective -----	13
Comparison Chart - Venturi vs. Air Blast -----	14
Advantages of Venturi Air Sprayers-----	15
Testimonials -----	16
Repair & Maintenance Costs-----	17
Venturi Air Sprayer Cost Savings -----	18
Specifications on T55S2 & T55E2 Sprayers -----	19

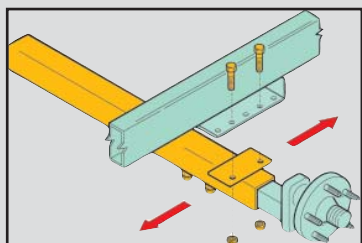
ADVANTAGES OF VENTURI AIR SPRAYERS

VENTURI AIR SPRAYERS

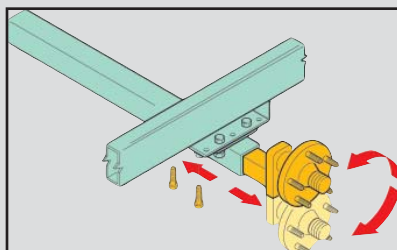
For State Of The Art Spraying



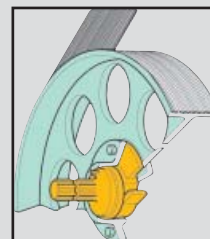
Axle - which can be adjusted to 3 different positions.



Wheel Hubs - can be set in two positions, 5" difference



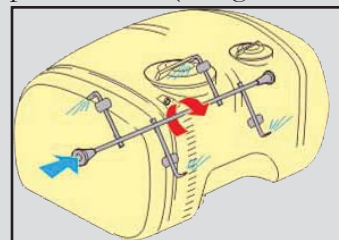
Over-running clutch - which, in case of sharp decelerations or a sudden stop of the motor, allows the fan to go on turning

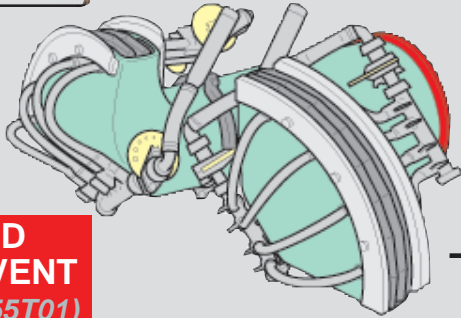


ADVANTAGES OF OUR VENTURI SPRAYING SYSTEMS

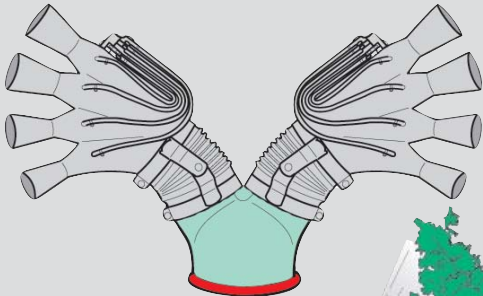
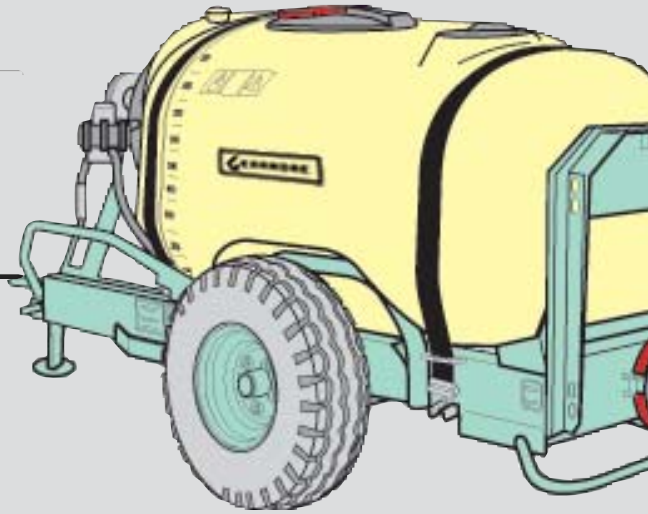

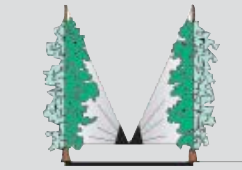
- ❑ Nozzles adjust to deliver spray directly on the crop
- ❑ Complete coverage in the target area
- ❑ Spray atomization is smaller and more uniform
- ❑ Even distribution of concentrated spray
- ❑ Better product utilization
- ❑ Less chemical waste and reduced soil or water contamination
- ❑ Simple, accurate metering system
- ❑ Low volume means fewer fill-ups
- ❑ Low volume means reduced water damage on crop or fruit

Separate 37 G.P.M. centrifugal pump powers rotating liquid agitation system to insure product mix (500 gallon only).


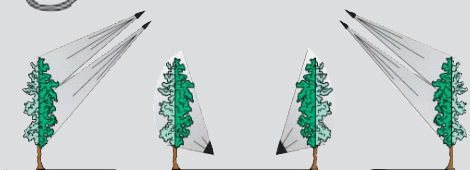
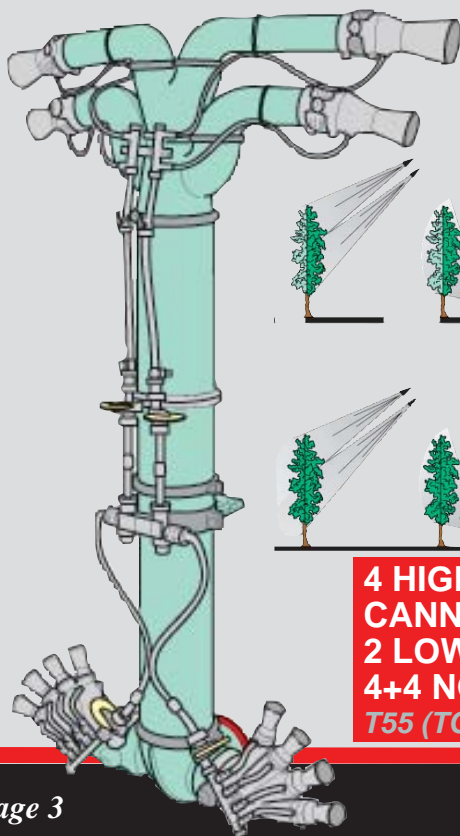
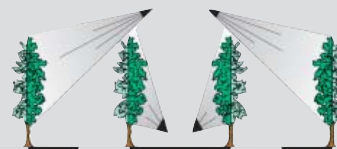
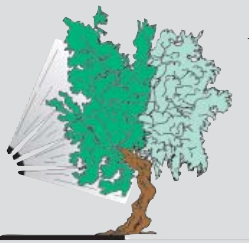




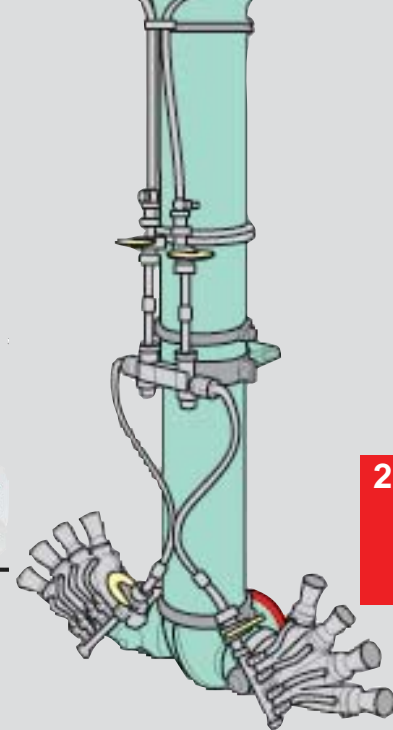
**ORCHARD
HEAD 2 VENT**
T55 (T2V855T01)



**DOUBLE TREE
CANNON**
T55 (T2OLP025512)

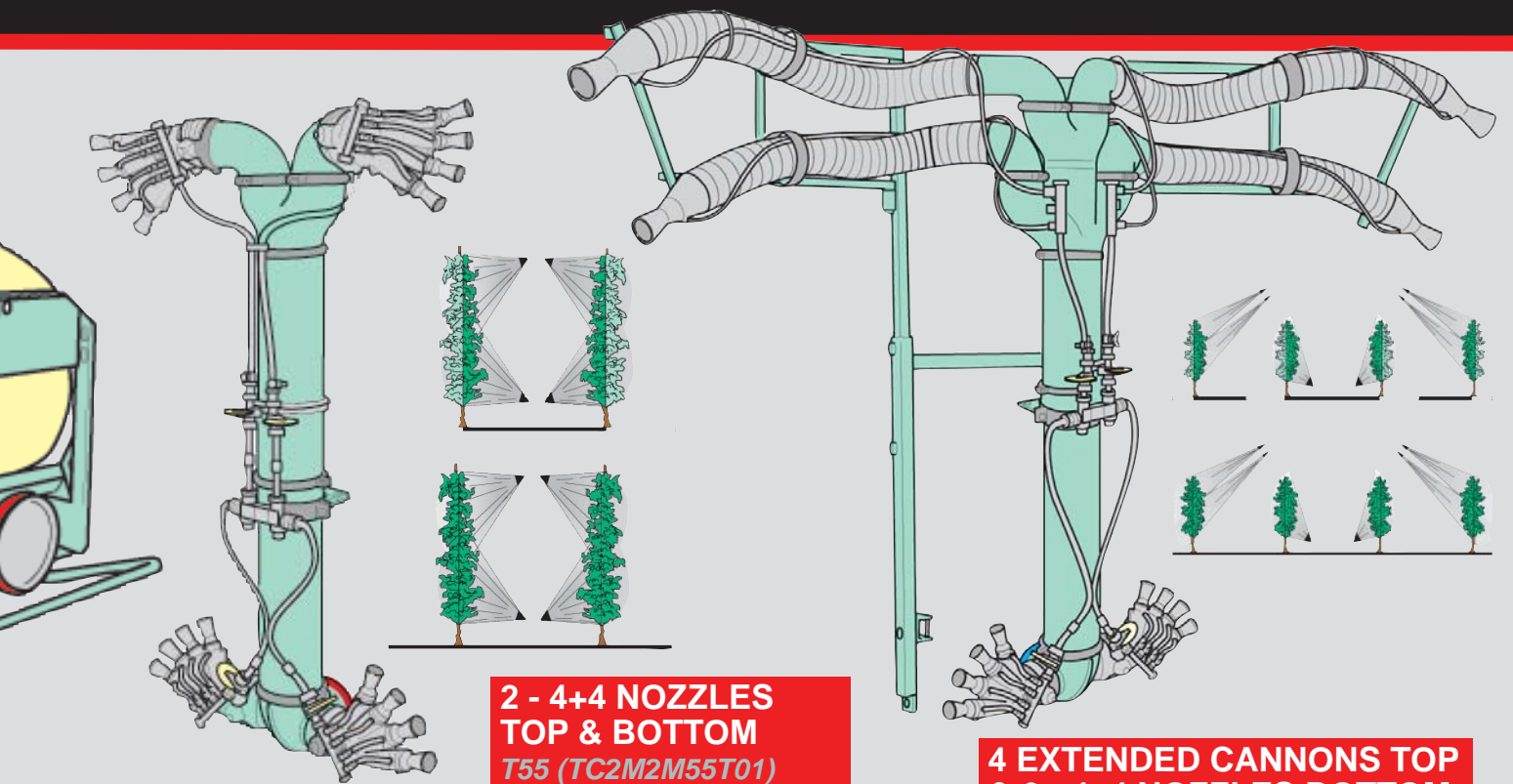


**4 HIGH POSITION
CANNONS &
2 LOWER POSITION
4+4 NOZZLE HEADS**
T55 (TC2M4C55TG01)

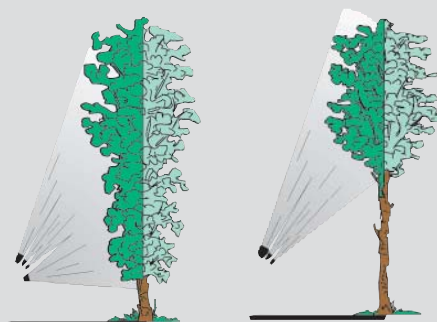
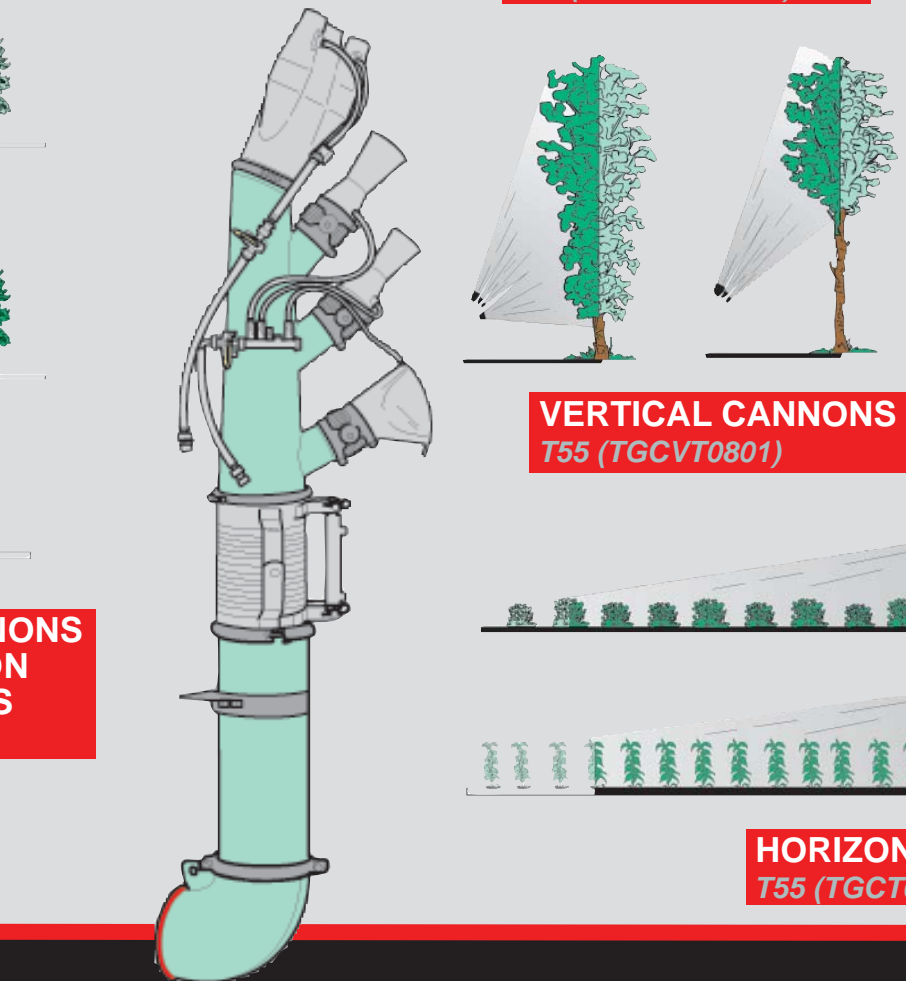


**2 HIGH POSITION CANNONS
& 2 LOWER POSITION
4+4 NOZZLE HEADS**
T55 (TC2M2C55T01)

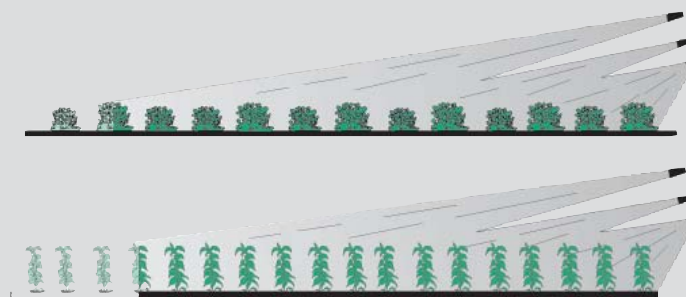
ION HEADS



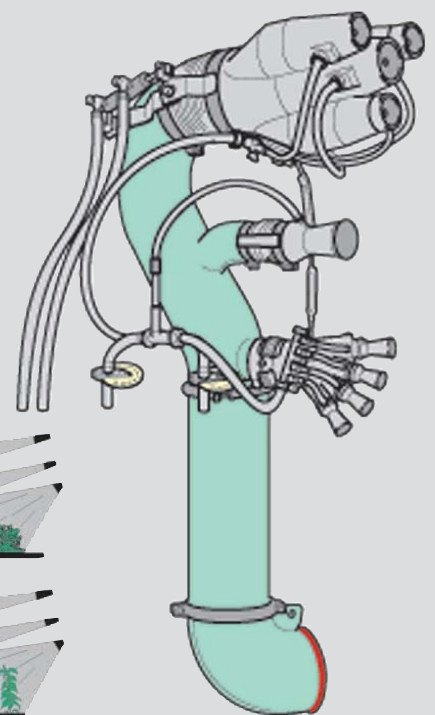
**4 EXTENDED CANNONS TOP
& 2 - 4+4 NOZZLES BOTTOM**
T55 (TCF2M4C55T02)

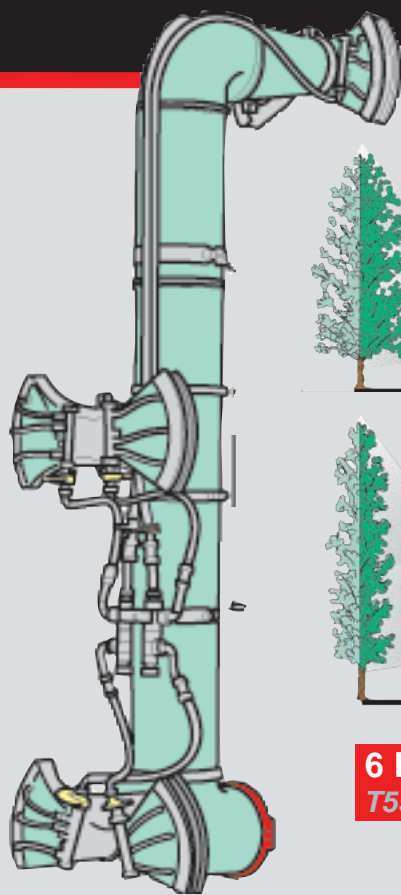


VERTICAL CANNONS
T55 (TGCVT0801)

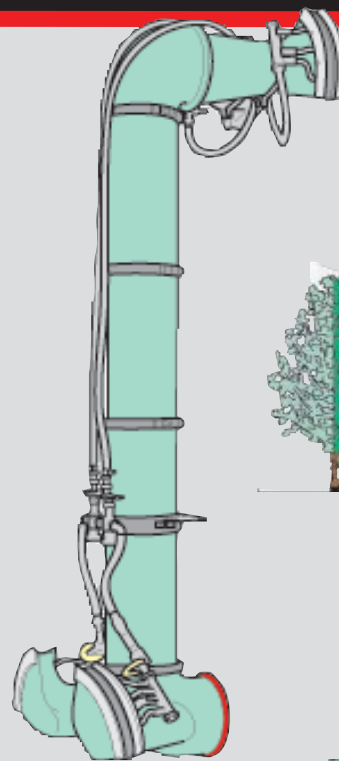
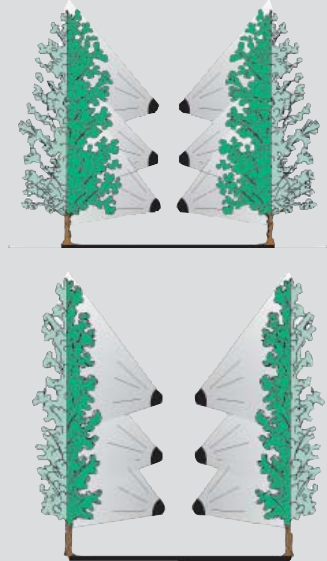


HORIZONTAL CANNONS
T55 (TGCT055501)

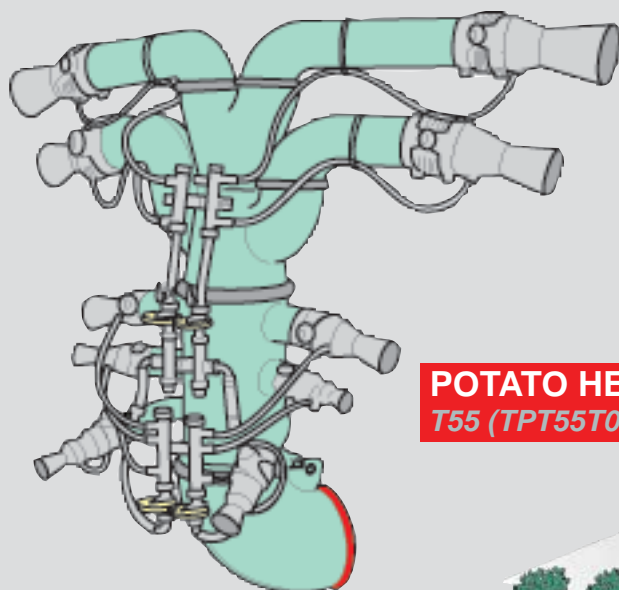
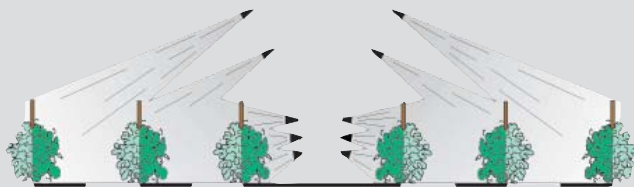
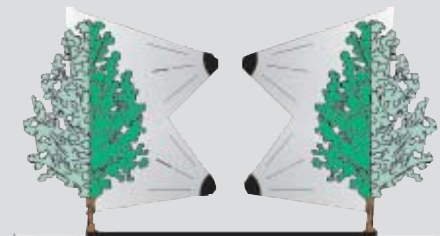




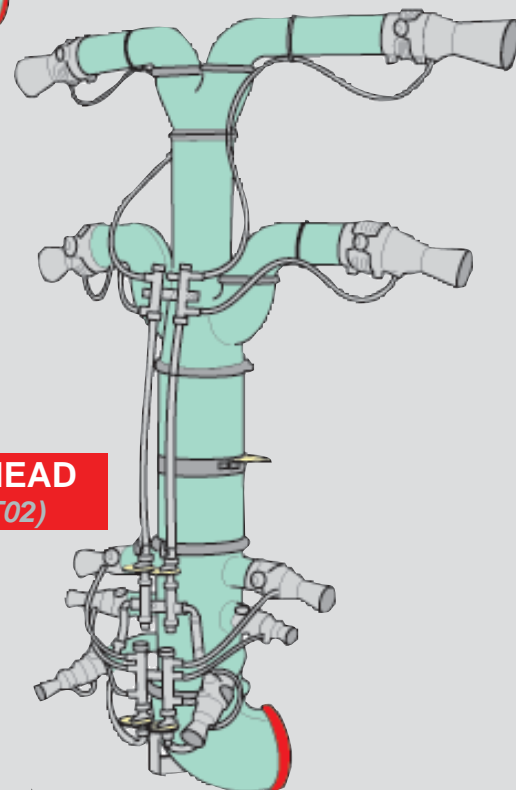
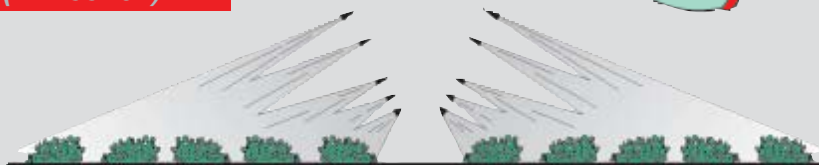
6 FISHTAILS
T55E (T6V55T12)



4 FISHTAILS
T55 (T4V55T12)



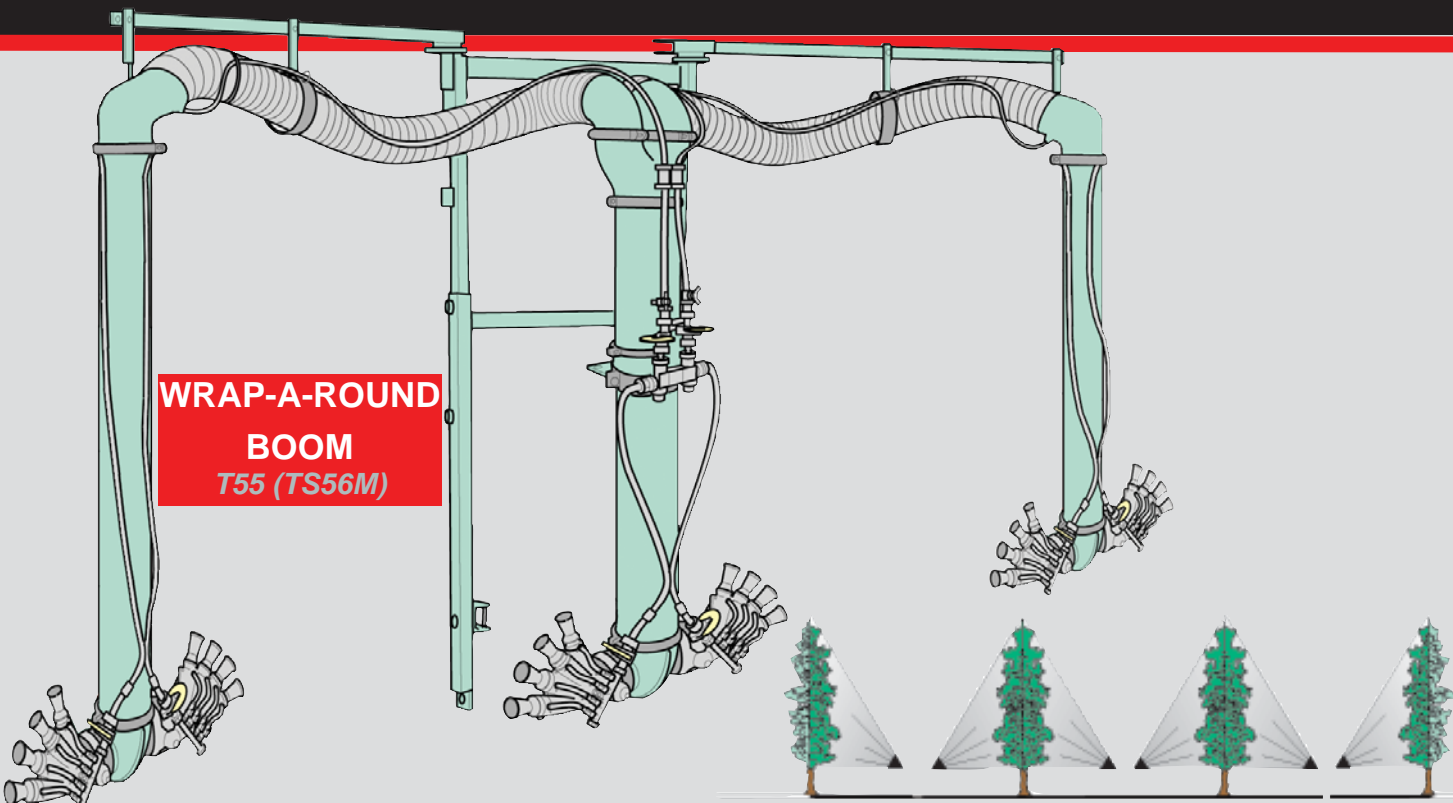
POTATO HEAD
T55 (TPT55T02)



TOMATO HEAD
T55 (TPM55T02)

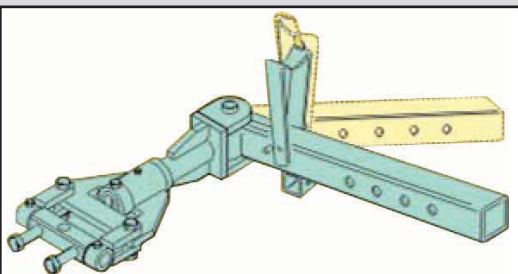
ION HEADS

**WRAP-A-ROUND
BOOM
T55 (TS56M)**

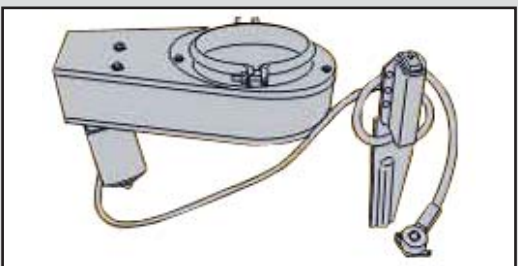


SPRAYS 2 COMPLETE ROWS & 2 HALF ROWS

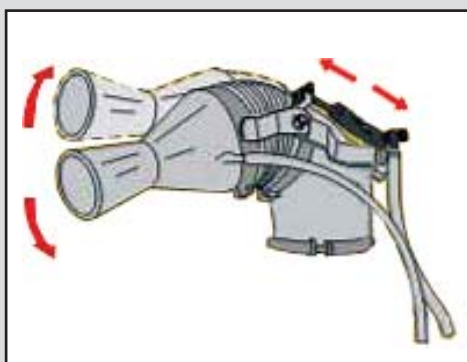
OPTIONS



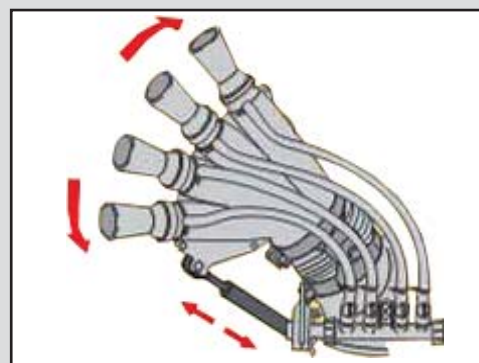
SHORT TURNING HITCH



**180° ELECTRO
HYDRAULIC PIVOT**



**CANNON ELECTRO
CYLINDER ADJUSTMENT**



**4 NOZZLE ELECTRO
CYLINDER ADJUSTMENT**



SPRAYER W/TALL
TREE CANNONS




SPRAYER W/OVER THE ROW CANNONS

The sprayers are furnished with heavy duty polyethylene tanks, with graduated level indicator scale. Two agitation systems, liquid jet and jet air on 300 gallon and jet air and rotating liquid agitation on 500 gallon sprayers. Hinged cover with vent and basket filter, two quick action lever-operated valves with remote control and PTO drive with overrunning clutch. Also included, is a 4 gallon fresh water tank.





The wide choice of distribution heads guarantee an efficient coverage on any type of crop. The heads all allow for accurate flow of spray for complete coverage.

The rotating yellow calibration discs are very easy to adjust and provide an accurate and constant regulation of the chemical application.



Sprayers operate with a low pressure centrifugal pump. *The pump is made of anti-corrosive materials* and requires little maintenance.



The pressure regulator maintains constant pressure to the liquid distributor system. The large glycerine filled gauge is located in a safe place and is easily visible from the tractor seat. The large self-cleaning filter assures the elimination of solid particles that could plug at the distributor head. Also shown is the optional remote control electro valves.

The automatic tensioner keeps constant tension on the power band belt, *avoiding slipping and wear* even after several years of use. The overrunning clutch, incorporated into the lower pulley, protects both the tractor and sprayer power trains. The oversized overrunning clutch allows the fan to free wheel if the tractor power take-off is suddenly stopped.



SPECIAL STANDARD FEATURES UNIQUE TO OUR SPRAYERS



Electro valve controls to operate on, off, left, and right spraying



14 Different heads available, horizontal cannons that spray up to 90' shown



Large 3" diameter glycerine filled gauge, easy to see from tractor seat



Shower head is built into strainer basket



Built-in overrunning clutch to protect drive train



One piece polyethylene fan housing

FEATURES OF VENTURI AIR SPRAYERS

- High performance, precision balanced all steel centrifugal fan.
- Special molded polyethylene fan housing.
- Translucent polyethylene tanks with lid, strainer basket and sump.
- Compact, rounded tank design permits traveling through vegetation without damaging it.
- Agitation is by liquid spraying and air tube from the fan.
- Simple, efficient "Dial-A-Rate", 15 position metering discs adjusts flow in less than a minute.
- Main drive and pump belt are automatically adjusted by spring loaded idler.
- Centrifugal pump produces 37 gallons per minute.
- Low pressure spraying system, 15 to 40 PSI spraying pressure means less maintenance for whole liquid system.
- Built in overrunning clutch to protect the tractor and sprayer drive train.
- Reachable controls from the tractor seat allows the operator to control the spray pattern to right only, left only, or both sides. Available in liquid or electro-valve controls for cabs on most models.
- Adjustable rear bumper helps to prevent damage to fan and distributor heads.
- Capable of applications of 10 to 200 gallons per acre.
- Tank capacities from 150 to 500 gallon.

QUESTIONS & ANSWERS ON THE GEARMORE VENTURI AIR SPRAYERS

QUESTION: *Just how does a Venturi Air Sprayer work?*

ANSWER: The distribution heads are designed with venturi nozzles that have a liquid tube in the center. The air, at speeds up to 400 miles per hour (depending on the type of distribution head), literally shears the droplets to small micron size.

QUESTION: *How is this possible when you use a centrifugal pump at pressures of only 15 to 40 PSI?*

ANSWER: We only need enough pressure to get a steady flow of liquid to the distribution head, the air speed (up to 400 MPH) atomizes the liquid.

QUESTION: *How do you save on chemicals and water with Venturi Air Sprayers?*

ANSWER: The remarkable atomization of the liquid allows the air from the sprayer to carry the tiny droplets in suspension form. These fog size (50 micron) droplets adhere to the plant surface and deposit the chemical on the foliage instead of dripping and running off on the ground. Also, all the distribution heads we offer are adjustable to direct the chemical on the foliage, thus no wasted chemical.

QUESTION: *We must follow the "label" gallons per acre rate, so how do we save on chemicals?*

ANSWER: Until they change chemical regulations and chemical rates are lowered for low volume sprayers, you should continue to follow the label directions. Sometimes, spraying frequency and timing can be reduced. However, with some pesticides, the increased and more uniform plant coverage may result in fewer applications. Fewer applications will result in not only reduced chemical use, but also other savings of tractor wear, fuel, labor, soil compaction, etc.

QUESTION: *Are there other advantages to Venturi Air Spraying?*

ANSWER: Yes, there are many other advantages besides using less chemicals. There is less soil and water contamination, less container disposal, less exposure of personnel, etc.

QUESTIONS & ANSWERS ON THE GEARMORE VENTURI AIR SPRAYERS

QUESTION: *How can you get by using an average of 75% less liquid than standard sprayers?*

ANSWER: Because of the small micron size we produce, we use the air as the carrier to the foliage instead of liquid.

QUESTION: *Why is micron size important?*

ANSWER: The smaller the chemical droplet, the better the coverage. High volume sprayers put out micron sizes of about 300, Venturi Air Sprayers about 50 microns. There are 216 - 50 micron droplets in one 300 micron droplet.

QUESTION: *Just how small are the 50 micron droplets you produce with the Gearmore Venturi Air Sprayer?*

ANSWER: One micron is one millimeter divided by 1000, which equals .00004 of an inch. Thus, a 50 micron droplet is (.002) 2 thousandths of an inch, or about 10 times smaller than the period at the end of this sentence.

QUESTION: *If Venturi Air Sprayers are so effective, why do growers still purchase air blast sprayers?*

ANSWER: Growers generally resist change, since air blast sprayers have been available for over 50 years. However, there have been very little improvements in the technology. We have found that growers who plant high value crops, such as: wine grapes, raspberries, almonds, blueberries, nursery stocks, etc. are more inclined to purchase our sprayers. As an example, there are over 550 of our Venturi sprayers currently operating in the Napa Valley.

QUESTION: *My high pressure air blast sprayer can be calibrated to apply low volume, so why should I change to a Venturi Air Sprayer?*

ANSWER: It is true that some high volume sprayers can be adjusted to apply a low rate. The difference is the lack of uniformity of droplet size and the inability of the high volume sprayer to produce a significant quantity of droplets below 300 microns.

QUESTIONS & ANSWERS ON THE GEARMORE VENTURI AIR SPRAYERS

QUESTION: *Why do your sprayers cost more than air blast sprayers?*

ANSWER: Air blast sprayer manufacturers purchase most of their components, such as fans, transmissions, pumps, tanks, etc. from component suppliers and just produce the frame work and assemble. Our supplier, CIMA, manufactures the complete sprayer, as components to make their sprayers are not available in the marketplace. The components to produce fine micron droplets require close tolerances, which involves extremely costly molds and tooling. However, you will recover the additional cost over "air blasts" within the first year of operation, with less time in the field, less maintenance and by obtaining total plant coverage.

QUESTION: *Why, in many cases, do chemical companies recommend high volume spraying?*

ANSWER: Chemical manufacturers have had many bad experiences with improperly designed and poorly adjusted sprayers. They have found that by using higher amounts of chemicals and water to "flood" the plant, they can somewhat compensate for poor coverage. Also, it would cost chemical manufacturers a considerable amount of money to change the labeling of their products to include low volume rates. Most important to chemical companies, lower application rates means less sales and profits.

QUESTION: *Don't growers also like to see the chemicals running off the foliage?*

ANSWER: This is true, but under present environmental conditions, we feel it is no longer acceptable to "flood" crops. Also, it is a very uneconomical way of spraying.


QUESTION: *This may be true, but at low volume rates of say 25 gallons an acre, how do you tell you are getting coverage?*

ANSWER: True, it is difficult to see the coverage with the naked eye, but it is on the foliage. You will see the liquid coming out of the sprayer, but you will not see liquid running off the foliage. To assure yourself that you are obtaining total plant coverage, put out test papers.

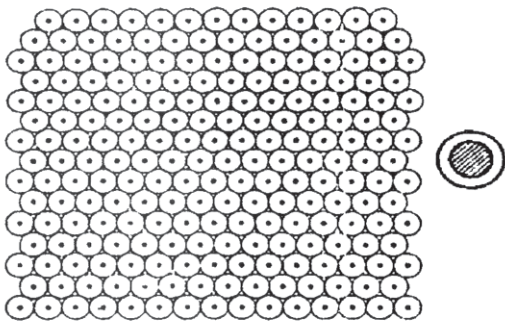
QUESTION: *Sometimes I may want to spray at "high volume". How can I use my Venturi Air Sprayer for "high Volume"?*

ANSWER: We have designed the Venturi Sprayer to spray at "low volume" and "high volume". By setting the "Dial-A-Rate" dials at (15), you can apply as high as 200 gallons per acre.

WHY SMALLER DROPLETS ARE MORE EFFECTIVE




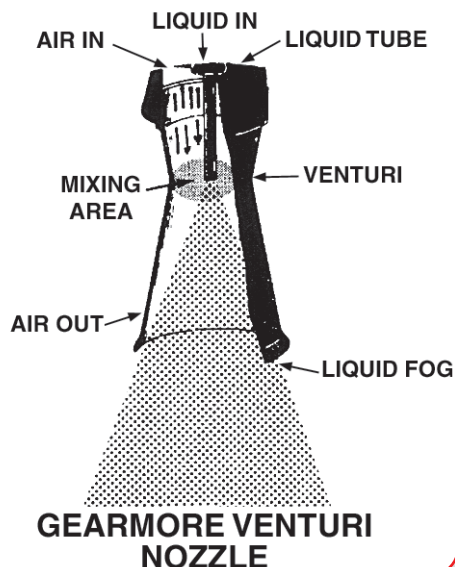
Inner circle or dot depicts the chemical, outer circle is the chemical kill zone.




Magnified Approximately 10 Times

For each 300 micron droplet formed by a conventional sprayer, a Venturi Air Sprayer makes 216 fog sized droplets of 50 microns. The enlarged drawing at left represents a 300 micron droplet in proportion to another droplet of 50 microns. Each is surrounded by a zone of 100 microns representing the effective kill zone of the chemical.

In the drawing at left, 216 droplets of 50 microns and one droplet of 300 microns are shown each surrounded by a kill zone of 100 microns. It can be seen that the 216 droplets of 50 microns cover a considerably larger area than the single droplet of 300 microns. This is why substantially less water is required to carry the chemical on to the plants when using Venturi Air Sprayers. The fine uniformly sized spray droplets assure excellent coverage. This illustration gains impact because one gallon of liquid contains 268 million droplets of 300 microns and 58 billion droplets of 50 microns.



VENTURI AIR TREATMENT



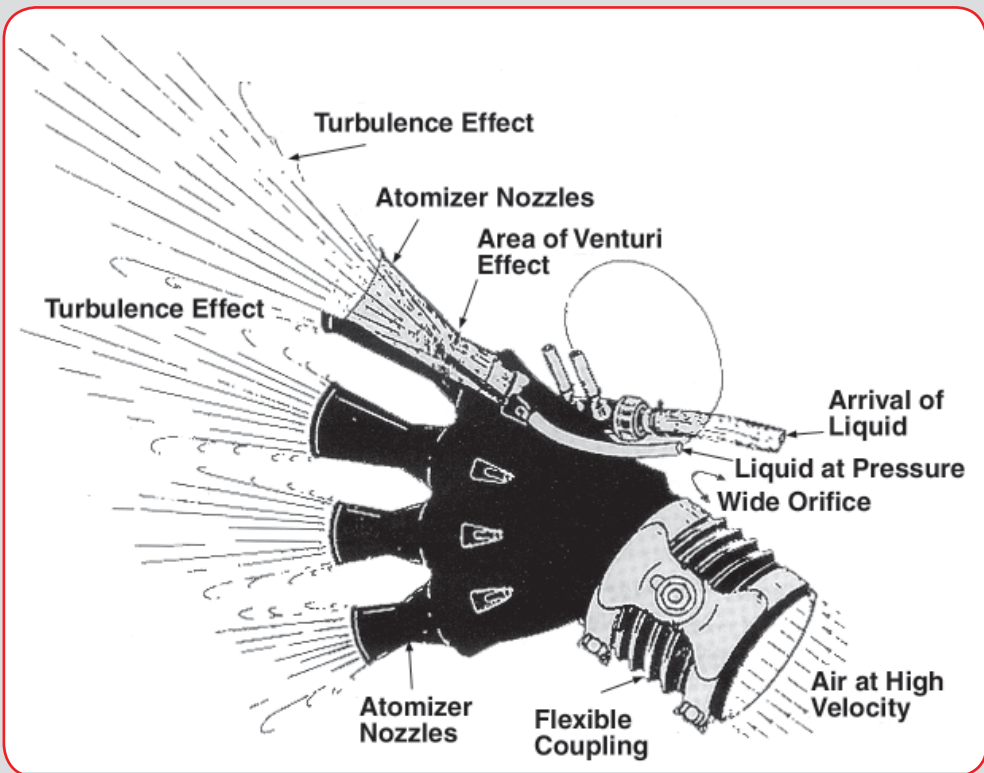
CONVENTIONAL SPRAYERS

COMPARISON CHART

FUNCTION	AIR BLAST SPRAYERS	VENTURI AIR SPRAYERS
System of Spraying	High pressure pump and disc nozzles	Low Pressure pump and venturi nozzles
Droplet Distribution	Carried by high liquid pressure	Transported homogeneous with air
Working Pressure	50 to 300 PSI	15 to 40 PSI
Chemical Utilization	Because of dripping, only 75% of chemical reaches the vegetation, while remaining 25% falls to soil.	No dripping, all of the chemical is used. Theoretically, mixture could have 25% less chemical. With the venturi air sprayer, chemical treatment is applied to a specific area. Different distribution heads can be used for various crops. Air flow can be directed and adapted for various shapes and requirements of different plants. The chemical is distributed evenly over the entire plant.
Foliage Coverage	Only partial coverage since larger droplet sizes, and the large quantity of water used to "wash" the surface of the leaves, results in spotted, uneven coverage and runoff. Also with this type of sprayer, the high liquid pressure tends to push the leaves against each other causing "shingling." This shingling makes it extremely difficult to get coverage on the underside of the leaves and fruit as the shingling can block the spray pattern.	Liquid is atomized in fog size droplets, which remain in suspension with the air. All parts of the plant are touched by air and consequently chemical is distributed uniformly to all surfaces and in the more hidden positions. Droplets are very small, so they stick to plant surfaces homogeneously and deposit the chemical instead of dripping and running off onto the ground.
Refilling Time	Requires many refilling trips because of the larger amounts of water used. This wastes time, compacts the soil and increases the cost.	Uses 1/4 to 1/2 the amount of liquid, which means fewer refills and more time spraying.
Servicing	High pressure pumps wear out sooner and require continuous maintenance. Discs and hoses wear out quickly under high pressure. The metering discs wear and spray volume changes over time. Constant testing and maintenance are required to maintain accuracy.	With Gearmore Venturi Air Sprayers, the only service required is 3 grease points and lubrication of the fan support and pump. All parts in contact with the spray liquid are non-corrosive. There are no nozzle discs to wear under low pressure. The centrifugal pump requires little maintenance. The quantity of liquid sprayed stays constant field after field.

ADVANTAGES OF VENTURI AIR SPRAYERS

- The Venturi Air Sprayer produces over 200 micro droplets for every average spray droplet produced by a traditional air blast sprayer.
- The Venturi Air Sprayer will spray from 2 to 4 times longer between fill-ups than air blast sprayers of the same tank size.
- The Venturi Air Sprayers efficiently operate at only 15 to 40 PSI, versus air blast air sprayers at 300 to 500 PSI. This low pressure greatly reduces maintenance costs.
- Venturi Trailer Air Sprayers have a front mounted fan, therefore, there are no long drivelines that run through the tank, no extra universal joints or bearings to service and spray laden air is not recirculated through the air system.
- The Venturi Air Sprayer has a simple "Dial-A-Rate" disc to set application rates. There are no expensive orifice discs to change and replace as with air blast sprayers.
- Venturi Air Sprayers obtain a vast improvement on spray coverage over air blast sprayers.
- Over a thousand of these sprayers of all sizes currently operating in California.



TESTIMONIALS

"We purchased a Gearmore Venturi Air Sprayer last year to control mite infestation in our avocado orchards and were able to obtain complete control of the mites with one spraying. In the past we sprayed by air at \$140/acre with little control. Our cost per acre with the Gearmore sprayer was \$50. To date approximately 600 acres have been sprayed by us and a couple of neighbors. We have also had great success using the Gearmore Air Sprayer for "foliar feeding". The feature we like best about the sprayer is how the fine micron droplets completely "fogs" the trees."

Escondido, CA

"We purchased a P50 and a T55-2000, 500 gallon trailer mounted Venturi Sprayer in 1994 and then another T55-2000, 500 gallon sprayer in 1995. We have sprayed 1000 acres of our wine grapes and are very pleased with the results. We use the P50 3-point sprayer for narrow rows and new plantings and the 500 gallon trailer sprayers, with over the row cannons, in the other vines. We get excellent coverage with the Venturi Sprayers. Because we can use low volumes of water, sometimes we spray all day without having to refill the tank. The superior coverage and extended operating time saves us a lot of operating costs. We are so pleased with the low maintenance, ease of operating, and effective coverage, we just purchased two more 500 gallon and one 300 gallon Venturi Trailer Sprayers."

Livermore, CA

"My Gearmore Venturi Air Sprayer allows me to cover more acres per day. I also like the simple design and easy calibration system."

Napa, CA

"The ability to get total plant coverage at low pressure is what I like most about my Gearmore Venturi Air Sprayer. The ease of operation and less "fill-ups" per day mean high production for my operation."

Temecula, CA

"Your P45 Venturi Sprayer is great. I'm able to cut my time in the vineyard in half, water usage to 1/5 and chemical usage to 1/5. Most growers using your Venturi Sprayers still don't believe what your amazing sprayers will do. They are afraid to risk getting powdery mildew by reducing recommended rates. The answer is significantly better coverage. Because of the 50 micron droplets, I have actually fogged in my vineyard when the dew point and temperature are close. So far my vineyard is free of powdery mildew. I'm going to make more applications of Rubigan at 2 oz. per acre along with 20 gallons of water."

Lompoc, CA

"I achieve much better coverage with my Gearmore Venturi Air Sprayer so it greatly reduces my chemical costs. The sprayer is extremely easy to operate and adjust. The efficiency and affordability of the sprayer made it one of my best purchases."

Acampo, CA

APPROXIMATE REPAIR AND MAINTENANCE COSTS

GEARMORE VENTURI AIR SPRAYER VS. CONVENTIONAL AIR BLAST SPRAYER

Over 7 Year Period

OPERATION	*	VENTURI AIR SPRAYER	*	CONVENTIONAL AIR BLAST
Repair leaking pump	2	Parts - \$ 120 Labor - 1 hr. x \$ 90 = \$ 90 Total Cost = \$ 420	4	Parts - \$ 331 Labor - 4 hrs. x \$ 90 = \$ 360 Total Cost = \$ 2,764
Replace complete pump	1	Parts - \$ 524 Labor - 1 hr. x \$ 90 = \$ 90 Total Cost = \$ 614	2	Parts - \$ 1,156 Labor - 1 hr. x \$ 90 = \$ 90 Total Cost = \$ 2,492
Replace set of ceramic discs		D.N.A.	2	Parts - \$ 95
Replace gearbox	1	D.N.A. - Power belt only Part - \$ 150 Labor - 1 hr. x \$ 90 = \$ 90 Total Cost = \$ 240	1	Parts \$ 953 Labor 3 hrs. x \$ 90 = \$ 270 Total Cost = \$1,223
Repair and replace high pressure hoses		D.N.A. - 15-40 PSI system Little or no cost	♦	Parts - \$ 334
TOTAL REPAIR COSTS OVER 7 YEARS □		\$ 1,274		\$ 6,479
● <i>By subtracting \$ 1,274 from \$ 6,479 and dividing by 7 (years) equals \$ 743 savings per year</i>				

* Means the approximate number of times replacements made over the 7 year period, no labor was included on some repairs that can be performed by the tractor operator.

♦ Means the approximate total cost over the 7 year period.

DNA means the sprayer "Does Not Apply" to the repair operation.

The above chart is only to show the approximate repairs over a 7 year period. True repair costs will vary because of hours used, general maintenance performed, etc.

Study was based on 300 gallon trailer sprayers.

VENTURI AIR SPRAYER COST SAVINGS

The Gearmore Venturi Air Sprayer reduces your spraying costs over "air blast" sprayers in four ways:

1. **Less time in the field:** You will be using $\frac{1}{4}$ to $\frac{1}{2}$ the amount of liquid, so your costs will be reduced by approximately 50%*. Less fill-ups means more production..
2. **Less maintenance:** Venturi Air sprayers have fewer parts and operate at low liquid pressure. This makes maintenance costs approximately 20% of high pressure air blast sprayers. See page 10 for information on repair costs.
3. **Less spraying:** You obtain total plant coverage with venturi sprayers, this will increase timing between spraying, thus reducing the number of applications required. This should eliminate at least one spraying per year.
4. **Higher yields:** Normally obtainable as total plant coverage should produce a bigger and better crop. However, no large scale studies have ever been done to definitely prove percentages of yield increase, so no dollar amounts will be used in this study.

Using the information above, we will show you an example of the savings obtainable based on 100 acres. Put in your numbers to calculate your savings.

1. **Less time in the field:**

Application cost, for labor, per acre \$ 12.00 X number of acres 100 X number of applications per year 5 = \$ 6000 X 50% less time in the field = \$ 3000 savings per year.

2. **Less maintenance:**

Using the maintenance chart on page 17, the yearly cost savings is \$ 743.





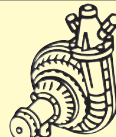






3. **Less spraying:**

Chemical cost per acre \$ 50.00 plus application costs per acre \$ 12.00 = \$ 62.00 X 100 acres = total cost \$ 6,200. (Based on one less application per year)

Gearmore Venturi Air Sprayer savings based on 100 acres (1) \$ 3,000 + (2) \$ 743 + (3) \$ 6,200 = Total Yearly Savings of \$ 9,943.

**This percentage will vary based on how efficient your "nursing" operation is.*

TECHNICAL INFORMATION

SPRAYERS		T55S2		T55E2
	TRACTOR	Required Power - 60 H.P.		Required Power - 74 H.P.
	TANK CAPACITY	300 & 500 Gallon		500 Gallon
	FAN HOUSING	Molded Polyethylene		
	FAN	21 3/4" Dia. Steel Closed Radial Fan - 3720 RPM air delivery: 8240 cu./ft./min. air speed: 380 MPH	21 3/4" Dia. Steel Closed Radial Fan - 3900 RPM air delivery: 9125 cu./ft./min. air speed: 405 MPH	
	2 - PUMPS	Centrifugal spray and agitation CD 32 pump, 4250 RPM delivery: 37 GPM @ 40 PSI		
	PULLEY	19" Dia. Fan Belt Drive		19" Dia. Fan Belt Drive
	PTO	1" 3/8 SAE: 540 RPM, with overrunning clutch		
DIMENSIONS		300 GALLON	500 GALLON	500 GALLON
	LENGTH	11' - 9"	14' - 3"	14' - 3"
	WIDTH	57" - 77"	71" - 91"	71" - 91"
	HEIGHT	56"	68"	68"
	WEIGHT	1020#	1320#	1320#

Specifications Subject To Change Without Notice