



**seppi m.**  
MULCHING EQUIPMENT SPECIALISTS

## ORCHARD BRUSH PROCESSOR FOR TRACTORS UP TO 200 H.P.


*One pass processing into a fine mulch*




*Before*



*After*



The Gearmore 3-point hitch, PTO driven, self-feeding Brush Processor was designed to shred material up to 4" in diameter into a very fine mulch that will decompose in the rows without affecting your harvesting operations. The brush is fed through two hydraulic driven pick-up feed rotors into the processing chamber. The large 20" diameter rotor with fixed triple tipped tungsten carbide knives shreds the brush against 6 rows of drop forged re-cutter bars into finer material. This mulch is then forced through a fine mesh heavy steel screen. To complete the finishing operation, we recommend the Gearmore Orchard Tiller with rear roller to bury the fine mulch 2 to 3 inches deep.



Marketed by:



13477 Benson Ave. • Chino, CA 91710  
Ph: 909 548-4848 • e-mail: [sales@gearmore.com](mailto:sales@gearmore.com)

[www.gearmore.com](http://www.gearmore.com)




## FEATURES AND SPECIFICATIONS

### FEATURES:

- Cat. II, 3-point hitch, 1000 RPM P.T.O.
- Gearbox with overrunning clutch
- PTO driveshaft with torque limiter
- Processes brush up to 4" in diameter into a fine decomposable mulch
- 20" Overall diameter rotor with weight of 1760 lbs.
- Triple tipped tungsten carbide fixed knives
- 2 pick-up feed rotors with hydraulic drive from tractor hydraulics, includes flow divider, flow control valve, and pressure gauge
- 6 Rows of drop forged re-cutter bars
- Spiral knife pattern to reduce power consumption
- Heavy ½" (12 mm) thick plate screen with diamond shaped holes for final processing of the mulch
- 2 Rear mounted gauge wheels with wide floatation tires, 26 x 12 - 12LG 8 ply
- Bolt-on flared out front gathering panels to guide brush into the processor
- Dual 5 belt final drive to rotor shaft
- Reinforced body made of high tensile S420 steel
- Two adjustable parking stands
- Recommended tractor speed from 1 to 2 M.P.H.

**NOTE:** Processors are also available in front mount

*Other sizes available upon request*



**Knives, screen, re-cutter bar and lower pick-up rotor**



**Two hydraulic motors power the feed rotors with protective casing**



**Two doors to access rotor and processing screen**

### SPECIFICATIONS:

| MODEL      | WORKING WIDTH | OVERALL WIDTH | OVERALL DEPTH | OVERALL HEIGHT | NO. OF KNIVES | WEIGHT |
|------------|---------------|---------------|---------------|----------------|---------------|--------|
| WBS225-3PT | 89"           | 115"          | 80"           | 58"            | 36            | 5130#  |

*Specifications Subject To Change Without Notice*